



Vanguard Short-Term Federal Fund

Supplement Dated June 5, 2026, to the Prospectus and Summary Prospectus Dated May 28, 2026

Important Change to Vanguard Short-Term Federal Fund

Fund Name Change

The board of trustees of Vanguard Fixed Income Securities Funds has approved the renaming of Vanguard Short-Term Federal Fund (the "Fund") to Vanguard Short-Term Government Securities Active Fund. The Fund's name change will be effective on or about September 3, 2026.

The Fund's investment objective, strategies, and policies will remain unchanged.

Vanguard Funds

Prospectus Supplement Dated May 20, 2026

Important Changes to Vanguard's Frequent Trading Policy

Each Vanguard fund (other than money market funds and short-term bond funds) limits frequent trading. The Boards of Trustees of the Vanguard Funds have approved certain changes to Vanguard's Frequent Trading Policy.

Prospectus Text Changes

Under the *Frequent Trading Limitations* section, the following paragraphs replace the "Accounts Held by Intermediaries" subsection:

Accounts Held by Intermediaries. When intermediaries establish accounts in Vanguard funds for the benefit of their clients, we cannot always monitor the trading activity of the individual clients. Vanguard requires intermediaries to apply Vanguard's Frequent Trading Policy (described above) or their own frequent trading policy (if approved by Vanguard). Omnibus accounts at financial intermediaries include multiple investors, therefore, individual trades in omnibus accounts are often not disclosed to Vanguard, making it difficult to determine whether a particular shareholder is engaging in excessive trading. In limited circumstances, Vanguard may allow for a custom frequent trading policy arrangement for omnibus accounts at certain intermediaries. Vanguard generally conducts oversight of trading activity at the omnibus account level in an effort to identify potentially disruptive transactions. A fund may request transaction information, as frequently as daily, from any intermediary at any time, and may apply a fund's policy trading restriction to a fund account where a trade exceeds policy thresholds. Each fund reserves the right to prohibit the purchase of its shares by any intermediary or by certain clients of the intermediary. There is no assurance that Vanguard will request data frequently enough to effectively detect or deter excessive trading in omnibus accounts.

Clients investing in Vanguard funds through an intermediary are encouraged to read and understand the intermediary's frequent trading policy requirements as they may differ from Vanguard's Frequent Trading Policy.

May 28, 2026

Prospectus

Vanguard Bond Funds

Investor Shares & Admiral™ Shares

Vanguard Short-Term Treasury Fund Investor Shares (VFISX)

Vanguard Short-Term Treasury Fund Admiral Shares (VFIRX)

Vanguard Short-Term Federal Fund Investor Shares (VSGBX)

Vanguard Short-Term Federal Fund Admiral Shares (VSGDX)

Vanguard Short-Term Investment-Grade Fund Investor Shares (VFSTX)

Vanguard Short-Term Investment-Grade Fund Admiral Shares (VFSUX)

Vanguard Intermediate-Term Treasury Fund Investor Shares (VFITX)

Vanguard Intermediate-Term Treasury Fund Admiral Shares (VFIUX)

Vanguard Intermediate-Term Investment-Grade Fund Investor Shares (VFICX)

Vanguard Intermediate-Term Investment-Grade Fund Admiral Shares (VFIDX)

Vanguard GNMA Fund Investor Shares (VFIIX)

Vanguard GNMA Fund Admiral Shares (VFIJX)

Vanguard Long-Term Treasury Fund Investor Shares (VUSTX)

Vanguard Long-Term Treasury Fund Admiral Shares (VUSUX)

Vanguard Long-Term Investment-Grade Fund Investor Shares (VWESX)

Vanguard Long-Term Investment-Grade Fund Admiral Shares (VWETX)

This Prospectus contains financial data for the Funds through the fiscal year ended January 31, 2026.

The Securities and Exchange Commission (SEC) has not approved or disapproved these securities or passed upon the adequacy of this Prospectus. Any representation to the contrary is a criminal offense.

Contents

Fund Summaries	
Vanguard Short-Term Treasury Fund	1
Vanguard Short-Term Federal Fund	8
Vanguard Short-Term Investment-Grade Fund	15
Vanguard Intermediate-Term Treasury Fund	22
Vanguard Intermediate-Term Investment-Grade Fund	29
Vanguard GNMA Fund	36
Vanguard Long-Term Treasury Fund	43
Vanguard Long-Term Investment-Grade Fund	50
More on the Funds	57
Investment Objectives and More on Principal Investment Strategies	57
More on Fund Risks	66
Other Investment Policies	72
Portfolio Holdings	75
Management and Distribution of the Funds	75
Investing in Vanguard Funds	80
Share Classes and Converting Shares	81
Pricing of Fund Shares	83
Purchase, Redemption, and Exchange of Fund Shares	85
Reservation of Rights	95
Dividends, Distributions, and Taxes	96
Frequent Trading Limitations	99
Financial Highlights	102
Additional Information	118
Contacting Vanguard	122

Vanguard Short-Term Treasury Fund

Investment Objective

Vanguard Short-Term Treasury Fund (the “Fund”) seeks to provide current income while maintaining limited price volatility.

Fees and Expenses

The following tables describe the fees and expenses you may pay if you buy, hold, and sell Investor Shares or Admiral Shares of the Fund. **You may pay other fees, such as brokerage commissions and other fees to financial intermediaries, which are not reflected in the tables and examples below.**

Shareholder Fees

(Fees paid directly from your investment)

	Investor Shares	Admiral Shares
Sales Charge (Load) Imposed on Purchases	None	None
Purchase Fee	None	None
Sales Charge (Load) Imposed on Reinvested Dividends	None	None
Redemption Fee	None	None
Account Service Fee Per Year (for certain fund account balances below \$5,000,000)	\$25	\$25

Annual Fund Operating Expenses

(Expenses that you pay each year as a percentage of the value of your investment)

	Investor Shares	Admiral Shares
Management Fees	0.19%	0.09%
12b-1 Distribution Fee	None	None
Other Expenses	0.01%	0.01%
Total Annual Fund Operating Expenses	0.20%	0.10%

Examples

These examples are intended to help you compare the cost of investing in the Fund with the cost of investing in other funds. The examples assume that you invest \$10,000 in the Fund for the time periods indicated and then redeem all of your shares at the end of those periods. The examples also assume that your investment has a 5% return each year and that the Fund’s operating expenses remain the same.

	1 Year	3 Years	5 Years	10 Years
Investor Shares	\$20	\$64	\$113	\$255
Admiral Shares	\$10	\$32	\$56	\$128

Portfolio Turnover

The Fund pays transaction costs, such as commissions, when it buys and sells securities (or “turns over” its portfolio). A higher portfolio turnover rate may indicate higher transaction costs and may result in higher taxes when Fund shares are held in a taxable account. These costs, which are not reflected in annual fund operating expenses or in the examples, affect the Fund’s performance. During the most recent fiscal year, the Fund’s portfolio turnover rate was 421% of the average value of its portfolio.

Principal Investment Strategies

The Fund employs an active management approach. Under normal circumstances, the Fund invests at least 80% of its net assets, plus the amount of any borrowings for investment purposes, in U.S. Treasury securities, which include bills, bonds, and notes issued by the U.S. Treasury. The Fund expects to maintain a dollar-weighted average maturity of 1 to 4 years.

In addition to U.S. Treasury securities, the Fund may invest in other types of fixed income securities. These may include bonds issued by agencies and instrumentalities of the U.S. government or mortgage-backed securities. The Fund also may invest in derivatives such as options, futures contracts, or swap agreements, or may enter into To Be Announced (“TBA”) transactions.

Principal Risks

As with any investment, an investment in the Fund could lose money over any time period. The Fund’s share price and total return may fluctuate, potentially within a wide range. The principal risks of investing in the Fund are summarized below. Each of the following risks could affect the Fund’s performance:

- **General Market Risk.** The markets in which the Fund invests can be affected by a variety of factors. These factors, which can be real or perceived, may include economic, market, political, and regulatory conditions and developments as well as local, regional, or global events such as wars, military conflicts, natural disasters, and public health issues. In addition, investor sentiment and expectations regarding these factors can also impact the markets. Different parts of the market, including different industries and sectors as well as different types of securities, may react differently to factors that affect the market. These factors can contribute to market uncertainty, market volatility, and fluctuations in the value of the Fund’s investments, thereby resulting in potential losses to the Fund over short or long periods.
- **Investing in Bond Markets.** The Fund may be impacted by the general condition of the bond markets and by factors that affect bonds and bond issuers. For example, as a general rule, bond prices and interest rates move in opposite directions. When interest rates rise, bond prices tend to fall, and when interest rates fall, bond prices tend to go up. Bond income also is affected by changes in interest rates. Interest rates can rise or fall for a

number of reasons, including, but not limited to, central bank monetary policy, inflationary or deflationary pressures, and changes in general market and economic conditions. Changing interest rates, including, but not limited to, rates that fall below zero, could have unpredictable effects on the overall market and may expose the bond markets in particular to heightened volatility and potential illiquidity. The degree to which the Fund is impacted by certain bond market risks may vary based on factors disclosed in its principal investment strategies, such as the types of bonds in which it invests and the overall credit quality, average maturity, and/or average duration of its bond holdings.

- **Interest Rate Risk.** During periods of rising interest rates, bond prices overall may decline, which could result in a decline in the Fund's value. The prices of longer-term bonds are more sensitive to changes in interest rates than the prices of shorter-term bonds.
- **Income Risk.** During periods of falling interest rates, the Fund's income may decline. The income paid by shorter-term bonds is subject to a higher degree of fluctuation than the income paid by longer-term bonds.
- **Credit Risk.** Credit risk refers to the chance that an issuer will default (fail to meet its credit obligations) or fail to make payments in a timely manner, which could result in a loss to the Fund. In addition, negative perceptions of an issuer's ability to make payments can cause the price of a security to decline. While all debt securities are subject to credit risk to some extent, those with higher credit quality ratings generally pose less credit risk than those with lower credit quality ratings.
- **Bond Liquidity Risk.** If the Fund is unable to sell a security at an advantageous time or price, its returns may be reduced. There may be limited trading in the secondary market for certain debt securities, which could make them more difficult to value or sell.
- **Prepayment Risk.** Certain bonds are subject to risks associated with prepayment. With respect to mortgage-backed, asset-backed, and similar debt securities, prepayment typically refers to borrowers repaying their debt early (e.g., before the maturity date). Prepayment of bonds held by the Fund would result in the Fund losing any price appreciation above the amount repaid. In addition, because prepayments occur more frequently in low interest rate environments, the Fund likely would be forced to reinvest the proceeds from any prepayments at a lower interest rate than when the prepaid bonds were purchased, resulting in a decline in the Fund's income and a potential loss in the value of the Fund's investments. Frequent prepayments and subsequent reinvestment of the proceeds also would increase the Fund's turnover rate.
- **Extension Risk.** During periods of rising interest rates, certain bonds held by the Fund may be paid off substantially more slowly than originally anticipated.

As a result, the value of the bonds may fall, resulting in a decline in the Fund's income and a potential loss in the value of the Fund's investments.

- ***TBA Mortgage-Backed Securities.*** A TBA transaction represents an agreement to buy or sell mortgage-backed securities with agreed-upon characteristics for a fixed unit price at a future date, but does not specify the particular security to be delivered. TBA transactions are subject to the risk that the values of the mortgage-backed securities that the Fund has agreed to purchase will decline prior to the settlement date or that the counterparty will not deliver the securities as promised.
- ***Active Management.*** The Fund is actively managed. The advisor's security selection and/or strategy execution could cause the Fund to underperform relevant securities markets or other funds with a similar investment objective.
- ***Investing in Derivatives.*** Investing in derivatives may present risks different from, and/or greater than, those associated with investing directly in stocks, bonds, or other types of investments. Derivatives could expose the Fund to increased volatility and/or significant loss. Certain derivatives have an inherent leverage component, providing the Fund exposure to a sizable position in an underlying asset with a relatively small upfront investment at the time the Fund enters into the derivatives position. For these derivatives, an adverse change in the value or price of the underlying asset could result in a loss substantially greater than the amount invested in the derivative itself. Some derivatives require the Fund to enter into a contract with a counterparty. If the counterparty is unable or unwilling to fulfill its contractual obligation, the Fund may experience a loss. A liquid market may not always exist for the Fund's derivatives positions. The Fund may be unable to sell or otherwise exit its derivatives position at desired times or prices, which could also result in a loss to the Fund. Some derivatives, particularly OTC derivatives, can be complex and often are valued subjectively. Valuation may be more difficult in times of market turmoil since many investors and market makers may be reluctant to purchase complex instruments or quote prices for them. Improper valuations can result in increased cash payment requirements to counterparties or a loss of value to the Fund.

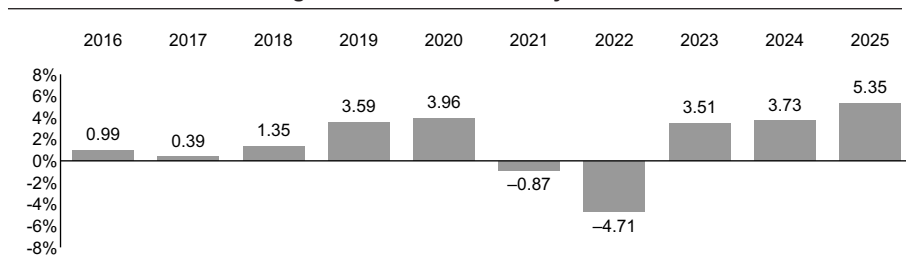
Derivatives may not perform as intended, which may result in losses to the Fund. For example, derivatives used for hedging or as a substitute for a portfolio instrument may not provide the expected benefits, particularly during adverse market conditions. The use of derivatives is also subject to legal risk, which includes the risk of loss resulting from insufficient or unenforceable contractual documentation, insufficient capacity or authority of the Fund's counterparty, and operational risk, which includes documentation or settlement issues, system failures, inadequate controls, and human error.

An investment in the Fund is not a deposit of a bank and is not insured or guaranteed by the Federal Deposit Insurance Corporation or any other government agency.

Annual Total Returns

The following bar chart and table show the Fund's historical performance and are intended to help you understand the risks of investing in the Fund. The bar chart shows how the performance of the Fund's Investor Shares has varied from one calendar year to another over the periods shown. The table shows how the average annual total returns of the share classes presented compare with those of a broad-based securities market index and one or more additional indexes with similar investment characteristics as the Fund. Keep in mind that the Fund's past performance (before and after taxes) does not indicate how the Fund will perform in the future. Updated performance information is available on our website at vanguard.com/performance.

Annual Total Returns — Vanguard Short-Term Treasury Fund Investor Shares¹



¹ The year-to-date return as of the most recent calendar quarter, which ended on March 31, 2026, was 0.28%.

During the periods shown in the bar chart, the highest and lowest returns for a calendar quarter were:

	Total Return	Quarter
Highest	3.14%	September 30, 2024
Lowest	-2.56%	March 31, 2022

Average Annual Total Returns for Periods Ended December 31, 2025

	1 Year	5 Years	10 Years
Vanguard Short-Term Treasury Fund Investor Shares			
Return Before Taxes	5.35%	1.33%	1.69%
Return After Taxes on Distributions	3.69	0.14	0.71
Return After Taxes on Distributions and Sale of Fund Shares	3.15	0.50	0.87
Vanguard Short-Term Treasury Fund Admiral Shares			
Return Before Taxes	5.45%	1.44%	1.79%
Bloomberg U.S. 1-5 Year Treasury Bond Index (reflects no deduction for fees, expenses, or taxes)			
	5.84%	1.28%	1.82%
Bloomberg U.S. Aggregate Bond Index (reflects no deduction for fees, expenses, or taxes)			
	7.30	-0.36	2.01

Actual after-tax returns depend on your tax situation and may differ from those shown in the preceding table. When after-tax returns are calculated, it is assumed that the shareholder was in the highest individual federal marginal income tax bracket at the time of each distribution of income or capital gains or upon redemption. State and local income taxes are not reflected in the calculations. Please note that after-tax returns are shown only for the Investor Shares and may differ for each share class. After-tax returns are not relevant for a shareholder who holds fund shares in a tax-deferred account, such as an individual retirement account or a 401(k) plan. Also, figures captioned *Return After Taxes on Distributions and Sale of Fund Shares* may be higher than other figures for the same period if a capital loss occurs upon redemption and results in an assumed tax deduction for the shareholder.

Investment Advisor

The Vanguard Group, Inc. (Vanguard) through its wholly owned subsidiary, Vanguard Capital Management (VCM). VCM exercises portfolio management responsibilities for the Fund.

Portfolio Managers

Nathan Persons, Portfolio Manager at VCM. He has co-managed the Fund since 2025.

Brian W. Quigley, CFA, Portfolio Manager at VCM. He has co-managed the Fund since 2021.

Purchase and Sale of Fund Shares

If you invest directly with Vanguard, you may purchase or redeem shares online through our website (vanguard.com), by mail (The Vanguard Group, P.O. Box 982901, El Paso, TX 79998-2901), or by telephone (800-662-2739). The minimum investment amount required to open a Fund account for Investor Shares or Admiral Shares is generally \$3,000 or \$50,000, respectively. The minimum investment amount required to add to an existing Fund account is generally \$1.

Financial intermediaries, institutional clients, and Vanguard-advised clients should contact Vanguard for information on special eligibility rules that may apply to them regarding Admiral Shares. If you invest in Vanguard fund shares indirectly through an intermediary (including investing in shares through a brokerage account offered by Vanguard Brokerage Services[®]), please contact that firm directly for more information regarding your eligibility. If you invest in Vanguard fund shares through an employer-sponsored retirement or savings plan, your plan administrator or your benefits office can provide you with detailed information on how you can invest through your plan.

Tax Information

The Fund's distributions may be taxable as ordinary income or capital gains. If you are investing through a tax-advantaged account, such as an IRA or an employer-sponsored retirement or savings plan, special tax rules apply. You should consult your own tax advisor with respect to any particular U.S. or non-U.S. tax consequences of your investment in the Fund.

Payments to Financial Intermediaries

The Fund and its advisor do not pay financial intermediaries for sales of Fund shares.

Vanguard Short-Term Federal Fund

Investment Objective

Vanguard Short-Term Federal Fund (the “Fund”) seeks to provide current income while maintaining limited price volatility.

Fees and Expenses

The following tables describe the fees and expenses you may pay if you buy, hold, and sell Investor Shares or Admiral Shares of the Fund. **You may pay other fees, such as brokerage commissions and other fees to financial intermediaries, which are not reflected in the tables and examples below.**

Shareholder Fees

(Fees paid directly from your investment)

	Investor Shares	Admiral Shares
Sales Charge (Load) Imposed on Purchases	None	None
Purchase Fee	None	None
Sales Charge (Load) Imposed on Reinvested Dividends	None	None
Redemption Fee	None	None
Account Service Fee Per Year (for certain fund account balances below \$5,000,000)	\$25	\$25

Annual Fund Operating Expenses

(Expenses that you pay each year as a percentage of the value of your investment)

	Investor Shares	Admiral Shares
Management Fees	0.19%	0.09%
12b-1 Distribution Fee	None	None
Other Expenses	0.01%	0.01%
Total Annual Fund Operating Expenses	0.20%	0.10%

Examples

These examples are intended to help you compare the cost of investing in the Fund with the cost of investing in other funds. The examples assume that you invest \$10,000 in the Fund for the time periods indicated and then redeem all of your shares at the end of those periods. The examples also assume that your investment has a 5% return each year and that the Fund’s operating expenses remain the same.

	1 Year	3 Years	5 Years	10 Years
Investor Shares	\$20	\$64	\$113	\$255
Admiral Shares	\$10	\$32	\$56	\$128

Portfolio Turnover

The Fund pays transaction costs, such as commissions, when it buys and sells securities (or “turns over” its portfolio). A higher portfolio turnover rate may indicate higher transaction costs and may result in higher taxes when Fund shares are held in a taxable account. These costs, which are not reflected in annual fund operating expenses or in the examples, affect the Fund’s performance. During the most recent fiscal year, the Fund’s portfolio turnover rate was 398% of the average value of its portfolio.

Principal Investment Strategies

The Fund employs an active management approach. Under normal circumstances, the Fund invests at least 80% of its net assets, plus the amount of any borrowings for investment purposes, in bonds issued or guaranteed by the U.S. government and its agencies and instrumentalities, many of which are not backed by the full faith and credit of the U.S. government. The Fund expects to maintain a dollar-weighted average maturity of 1 to 4 years.

The Fund may invest in derivatives such as options, futures contracts, or swap agreements, or may enter into To Be Announced (“TBA”) transactions. The Fund also may take short positions in certain derivatives or in TBA mortgage-backed securities.

Principal Risks

As with any investment, an investment in the Fund could lose money over any time period. The Fund’s share price and total return may fluctuate, potentially within a wide range. The principal risks of investing in the Fund are summarized below. Each of the following risks could affect the Fund’s performance:

- **General Market Risk.** The markets in which the Fund invests can be affected by a variety of factors. These factors, which can be real or perceived, may include economic, market, political, and regulatory conditions and developments as well as local, regional, or global events such as wars, military conflicts, natural disasters, and public health issues. In addition, investor sentiment and expectations regarding these factors can also impact the markets. Different parts of the market, including different industries and sectors as well as different types of securities, may react differently to factors that affect the market. These factors can contribute to market uncertainty, market volatility, and fluctuations in the value of the Fund’s investments, thereby resulting in potential losses to the Fund over short or long periods.
- **Investing in Bond Markets.** The Fund may be impacted by the general condition of the bond markets and by factors that affect bonds and bond issuers. For example, as a general rule, bond prices and interest rates move in opposite directions. When interest rates rise, bond prices tend to fall, and when interest rates fall, bond prices tend to go up. Bond income also is affected by changes in interest rates. Interest rates can rise or fall for a

number of reasons, including, but not limited to, central bank monetary policy, inflationary or deflationary pressures, and changes in general market and economic conditions. Changing interest rates, including, but not limited to, rates that fall below zero, could have unpredictable effects on the overall market and may expose the bond markets in particular to heightened volatility and potential illiquidity. The degree to which the Fund is impacted by certain bond market risks may vary based on factors disclosed in its principal investment strategies, such as the types of bonds in which it invests and the overall credit quality, average maturity, and/or average duration of its bond holdings.

- **Interest Rate Risk.** During periods of rising interest rates, bond prices overall may decline, which could result in a decline in the Fund's value. The prices of longer-term bonds are more sensitive to changes in interest rates than the prices of shorter-term bonds.
- **Income Risk.** During periods of falling interest rates, the Fund's income may decline. The income paid by shorter-term bonds is subject to a higher degree of fluctuation than the income paid by longer-term bonds.
- **Credit Risk.** Credit risk refers to the chance that an issuer will default (fail to meet its credit obligations) or fail to make payments in a timely manner, which could result in a loss to the Fund. In addition, negative perceptions of an issuer's ability to make payments can cause the price of a security to decline. While all debt securities are subject to credit risk to some extent, those with higher credit quality ratings generally pose less credit risk than those with lower credit quality ratings.
- **Bond Liquidity Risk.** If the Fund is unable to sell a security at an advantageous time or price, its returns may be reduced. There may be limited trading in the secondary market for certain debt securities, which could make them more difficult to value or sell.
- **Prepayment Risk.** Certain bonds are subject to risks associated with prepayment. With respect to mortgage-backed, asset-backed, and similar debt securities, prepayment typically refers to borrowers repaying their debt early (e.g., before the maturity date). Prepayment of bonds held by the Fund would result in the Fund losing any price appreciation above the amount repaid. In addition, because prepayments occur more frequently in low interest rate environments, the Fund likely would be forced to reinvest the proceeds from any prepayments at a lower interest rate than when the prepaid bonds were purchased, resulting in a decline in the Fund's income and a potential loss in the value of the Fund's investments. Frequent prepayments and subsequent reinvestment of the proceeds also would increase the Fund's turnover rate.
- **Extension Risk.** During periods of rising interest rates, certain bonds held by the Fund may be paid off substantially more slowly than originally anticipated.

As a result, the value of the bonds may fall, resulting in a decline in the Fund's income and a potential loss in the value of the Fund's investments.

- **TBA Mortgage-Backed Securities.** A TBA transaction represents an agreement to buy or sell mortgage-backed securities with agreed-upon characteristics for a fixed unit price at a future date, but does not specify the particular security to be delivered. TBA transactions are subject to the risk that the values of the mortgage-backed securities that the Fund has agreed to purchase will decline prior to the settlement date or that the counterparty will not deliver the securities as promised.
- **Active Management.** The Fund is actively managed. The advisor's security selection and/or strategy execution could cause the Fund to underperform relevant securities markets or other funds with a similar investment objective.
- **Investing in Derivatives.** Investing in derivatives may present risks different from, and/or greater than, those associated with investing directly in stocks, bonds, or other types of investments. Derivatives could expose the Fund to increased volatility and/or significant loss. Certain derivatives have an inherent leverage component, providing the Fund exposure to a sizable position in an underlying asset with a relatively small upfront investment at the time the Fund enters into the derivatives position. For these derivatives, an adverse change in the value or price of the underlying asset could result in a loss substantially greater than the amount invested in the derivative itself. Some derivatives require the Fund to enter into a contract with a counterparty. If the counterparty is unable or unwilling to fulfill its contractual obligation, the Fund may experience a loss. A liquid market may not always exist for the Fund's derivatives positions. The Fund may be unable to sell or otherwise exit its derivatives position at desired times or prices, which could also result in a loss to the Fund. Some derivatives, particularly OTC derivatives, can be complex and often are valued subjectively. Valuation may be more difficult in times of market turmoil since many investors and market makers may be reluctant to purchase complex instruments or quote prices for them. Improper valuations can result in increased cash payment requirements to counterparties or a loss of value to the Fund.

Derivatives may not perform as intended, which may result in losses to the Fund. For example, derivatives used for hedging or as a substitute for a portfolio instrument may not provide the expected benefits, particularly during adverse market conditions. The use of derivatives is also subject to legal risk, which includes the risk of loss resulting from insufficient or unenforceable contractual documentation, insufficient capacity or authority of the Fund's counterparty, and operational risk, which includes documentation or settlement issues, system failures, inadequate controls, and human error.

- **Short Selling.** The Fund may lose money in connection with its short sales of certain securities and/or derivatives. In a short sale, the Fund sells a security that it does not own and "borrows" the security from a third-party in order to settle the transaction with the original buyer. The Fund later repurchases the

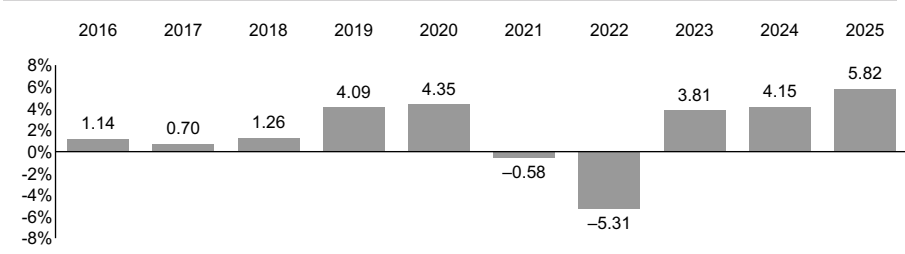
security on the open market and returns it to the third party. The Fund can profit from a short sale if the price of the borrowed security declines before the Fund repurchases it. However, there is no guarantee that the price of the borrowed security will decline. In fact, the security's price may rise, which would increase the cost to the Fund to repurchase the security and ultimately result in a loss to the Fund. Because there is no upward limit on how high the price of a borrowed security could rise, the Fund's potential for loss in connection with a short sale is theoretically unlimited.

An investment in the Fund is not a deposit of a bank and is not insured or guaranteed by the Federal Deposit Insurance Corporation or any other government agency.

Annual Total Returns

The following bar chart and table show the Fund's historical performance and are intended to help you understand the risks of investing in the Fund. The bar chart shows how the performance of the Fund's Investor Shares has varied from one calendar year to another over the periods shown. The table shows how the average annual total returns of the share classes presented compare with those of a broad-based securities market index and one or more additional indexes with similar investment characteristics as the Fund. Keep in mind that the Fund's past performance (before and after taxes) does not indicate how the Fund will perform in the future. Updated performance information is available on our website at vanguard.com/performance.

Annual Total Returns — Vanguard Short-Term Federal Fund Investor Shares¹



¹ The year-to-date return as of the most recent calendar quarter, which ended on March 31, 2026, was 0.45%.

During the periods shown in the bar chart, the highest and lowest returns for a calendar quarter were:

	Total Return	Quarter
Highest	3.28%	September 30, 2024
Lowest	-2.90%	March 31, 2022

Average Annual Total Returns for Periods Ended December 31, 2025

	1 Year	5 Years	10 Years
Vanguard Short-Term Federal Fund Investor Shares			
Return Before Taxes	5.82%	1.50%	1.89%
Return After Taxes on Distributions	4.23	0.40	0.98
Return After Taxes on Distributions and Sale of Fund Shares	3.43	0.67	1.06
Vanguard Short-Term Federal Fund Admiral Shares			
Return Before Taxes	5.93%	1.60%	2.00%
Bloomberg U.S. 1-5 Year Government Bond Index (reflects no deduction for fees, expenses, or taxes)			
	5.83%	1.29%	1.82%
Bloomberg U.S. Aggregate Bond Index (reflects no deduction for fees, expenses, or taxes)			
	7.30	-0.36	2.01

Actual after-tax returns depend on your tax situation and may differ from those shown in the preceding table. When after-tax returns are calculated, it is assumed that the shareholder was in the highest individual federal marginal income tax bracket at the time of each distribution of income or capital gains or upon redemption. State and local income taxes are not reflected in the calculations. Please note that after-tax returns are shown only for the Investor Shares and may differ for each share class. After-tax returns are not relevant for a shareholder who holds fund shares in a tax-deferred account, such as an individual retirement account or a 401(k) plan. Also, figures captioned *Return After Taxes on Distributions and Sale of Fund Shares* may be higher than other figures for the same period if a capital loss occurs upon redemption and results in an assumed tax deduction for the shareholder.

Investment Advisor

The Vanguard Group, Inc. (Vanguard) through its wholly owned subsidiary, Vanguard Capital Management (VCM). VCM exercises portfolio management responsibilities for the Fund.

Portfolio Managers

Alexander Payne, CFA, Portfolio Manager at VCM. He has co-managed the Fund since May 2026.

Nathan Persons, Portfolio Manager at VCM. He has co-managed the Fund since 2025.

Brian W. Quigley, CFA, Portfolio Manager at VCM. He has managed the Fund since 2015 (co-managed since 2025).

Purchase and Sale of Fund Shares

If you invest directly with Vanguard, you may purchase or redeem shares online through our website (*vanguard.com*), by mail (The Vanguard Group, P.O. Box 982901, El Paso, TX 79998-2901), or by telephone (800-662-2739). The minimum investment amount required to open a Fund account for Investor Shares or Admiral Shares is generally \$3,000 or \$50,000, respectively. The minimum investment amount required to add to an existing Fund account is generally \$1.

Financial intermediaries, institutional clients, and Vanguard-advised clients should contact Vanguard for information on special eligibility rules that may apply to them regarding Admiral Shares. If you invest in Vanguard fund shares indirectly through an intermediary (including investing in shares through a brokerage account offered by Vanguard Brokerage Services[®]), please contact that firm directly for more information regarding your eligibility. If you invest in Vanguard fund shares through an employer-sponsored retirement or savings plan, your plan administrator or your benefits office can provide you with detailed information on how you can invest through your plan.

Tax Information

The Fund's distributions may be taxable as ordinary income or capital gains. If you are investing through a tax-advantaged account, such as an IRA or an employer-sponsored retirement or savings plan, special tax rules apply. You should consult your own tax advisor with respect to any particular U.S. or non-U.S. tax consequences of your investment in the Fund.

Payments to Financial Intermediaries

The Fund and its advisor do not pay financial intermediaries for sales of Fund shares.

Vanguard Short-Term Investment-Grade Fund

Investment Objective

Vanguard Short-Term Investment-Grade Fund (the "Fund") seeks to provide current income while maintaining limited price volatility.

Fees and Expenses

The following tables describe the fees and expenses you may pay if you buy, hold, and sell Investor Shares or Admiral Shares of the Fund. **You may pay other fees, such as brokerage commissions and other fees to financial intermediaries, which are not reflected in the tables and examples below.**

Shareholder Fees

(Fees paid directly from your investment)

	Investor Shares	Admiral Shares
Sales Charge (Load) Imposed on Purchases	None	None
Purchase Fee	None	None
Sales Charge (Load) Imposed on Reinvested Dividends	None	None
Redemption Fee	None	None
Account Service Fee Per Year (for certain fund account balances below \$5,000,000)	\$25	\$25

Annual Fund Operating Expenses

(Expenses that you pay each year as a percentage of the value of your investment)

	Investor Shares	Admiral Shares
Management Fees	0.19%	0.08%
12b-1 Distribution Fee	None	None
Other Expenses	0.01%	0.01%
Total Annual Fund Operating Expenses	0.20%	0.09%

Examples

These examples are intended to help you compare the cost of investing in the Fund with the cost of investing in other funds. The examples assume that you invest \$10,000 in the Fund for the time periods indicated and then redeem all of your shares at the end of those periods. The examples also assume that your investment has a 5% return each year and that the Fund's operating expenses remain the same.

	1 Year	3 Years	5 Years	10 Years
Investor Shares	\$20	\$64	\$113	\$255
Admiral Shares	\$9	\$29	\$51	\$115

Portfolio Turnover

The Fund pays transaction costs, such as commissions, when it buys and sells securities (or “turns over” its portfolio). A higher portfolio turnover rate may indicate higher transaction costs and may result in higher taxes when Fund shares are held in a taxable account. These costs, which are not reflected in annual fund operating expenses or in the examples, affect the Fund’s performance. During the most recent fiscal year, the Fund’s portfolio turnover rate was 73% of the average value of its portfolio.

Principal Investment Strategies

The Fund employs an active management approach. Under normal circumstances, the Fund invests at least 80% of its net assets, plus the amount of any borrowings for investment purposes, in investment-grade fixed income securities (which include high- and medium-quality fixed income securities). For purposes of the 80% policy, investment-grade fixed income securities are those rated the equivalent of Baa3 and above by Moody’s or another independent rating agency or, if unrated, are determined to be of comparable quality by the Fund’s advisor. The Fund expects to maintain a dollar-weighted average maturity of 1 to 4 years. The Fund may invest in derivatives such as options, futures contracts, or swap agreements.

Principal Risks

As with any investment, an investment in the Fund could lose money over any time period. The Fund’s share price and total return may fluctuate, potentially within a wide range. The principal risks of investing in the Fund are summarized below. Each of the following risks could affect the Fund’s performance:

- **General Market Risk.** The markets in which the Fund invests can be affected by a variety of factors. These factors, which can be real or perceived, may include economic, market, political, and regulatory conditions and developments as well as local, regional, or global events such as wars, military conflicts, natural disasters, and public health issues. In addition, investor sentiment and expectations regarding these factors can also impact the markets. Different parts of the market, including different industries and sectors as well as different types of securities, may react differently to factors that affect the market. These factors can contribute to market uncertainty, market volatility, and fluctuations in the value of the Fund’s investments, thereby resulting in potential losses to the Fund over short or long periods.
- **Investing in Bond Markets.** The Fund may be impacted by the general condition of the bond markets and by factors that affect bonds and bond issuers. For example, as a general rule, bond prices and interest rates move in opposite directions. When interest rates rise, bond prices tend to fall, and when interest rates fall, bond prices tend to go up. Bond income also is affected by changes in interest rates. Interest rates can rise or fall for a number of reasons, including, but not limited to, central bank monetary policy,

inflationary or deflationary pressures, and changes in general market and economic conditions. Changing interest rates, including, but not limited to, rates that fall below zero, could have unpredictable effects on the overall market and may expose the bond markets in particular to heightened volatility and potential illiquidity. The degree to which the Fund is impacted by certain bond market risks may vary based on factors disclosed in its principal investment strategies, such as the types of bonds in which it invests and the overall credit quality, average maturity, and/or average duration of its bond holdings.

- **Interest Rate Risk.** During periods of rising interest rates, bond prices overall may decline, which could result in a decline in the Fund's value. The prices of longer-term bonds are more sensitive to changes in interest rates than the prices of shorter-term bonds.
- **Income Risk.** During periods of falling interest rates, the Fund's income may decline. The income paid by shorter-term bonds is subject to a higher degree of fluctuation than the income paid by longer-term bonds.
- **Credit Risk.** Credit risk refers to the chance that an issuer will default (fail to meet its credit obligations) or fail to make payments in a timely manner, which could result in a loss to the Fund. In addition, negative perceptions of an issuer's ability to make payments can cause the price of a security to decline. While all debt securities are subject to credit risk to some extent, those with higher credit quality ratings generally pose less credit risk than those with lower credit quality ratings.
- **Bond Liquidity Risk.** If the Fund is unable to sell a security at an advantageous time or price, its returns may be reduced. There may be limited trading in the secondary market for certain debt securities, which could make them more difficult to value or sell.
- **Call Risk.** Certain bonds held by the Fund may be callable. The issuer of a callable bond has the right to "call" (redeem) the bond before its maturity date. Calls on bonds held by the Fund would result in the Fund losing any price appreciation above the bond's call price. In addition, because bond calls occur more frequently during periods of falling interest rates, the Fund likely would be forced to reinvest the proceeds of any called bonds at a lower interest rate than that of the called bonds, resulting in a decline in the Fund's income and a potential loss in the value of the Fund's investments. Frequent bond calls and subsequent reinvestments of the proceeds also would increase the Fund's turnover rate.
- **Extension Risk.** During periods of rising interest rates, certain bonds held by the Fund may be paid off substantially more slowly than originally anticipated. As a result, the value of the bonds may fall, resulting in a decline in the Fund's income and a potential loss in the value of the Fund's investments.

- **Active Management.** The Fund is actively managed. The advisor's security selection and/or strategy execution could cause the Fund to underperform relevant securities markets or other funds with a similar investment objective.
- **Investing in Derivatives.** Investing in derivatives may present risks different from, and/or greater than, those associated with investing directly in stocks, bonds, or other types of investments. Derivatives could expose the Fund to increased volatility and/or significant loss. Certain derivatives have an inherent leverage component, providing the Fund exposure to a sizable position in an underlying asset with a relatively small upfront investment at the time the Fund enters into the derivatives position. For these derivatives, an adverse change in the value or price of the underlying asset could result in a loss substantially greater than the amount invested in the derivative itself. Some derivatives require the Fund to enter into a contract with a counterparty. If the counterparty is unable or unwilling to fulfill its contractual obligation, the Fund may experience a loss. A liquid market may not always exist for the Fund's derivatives positions. The Fund may be unable to sell or otherwise exit its derivatives position at desired times or prices, which could also result in a loss to the Fund. Some derivatives, particularly OTC derivatives, can be complex and often are valued subjectively. Valuation may be more difficult in times of market turmoil since many investors and market makers may be reluctant to purchase complex instruments or quote prices for them. Improper valuations can result in increased cash payment requirements to counterparties or a loss of value to the Fund.

Derivatives may not perform as intended, which may result in losses to the Fund. For example, derivatives used for hedging or as a substitute for a portfolio instrument may not provide the expected benefits, particularly during adverse market conditions. The use of derivatives is also subject to legal risk, which includes the risk of loss resulting from insufficient or unenforceable contractual documentation, insufficient capacity or authority of the Fund's counterparty, and operational risk, which includes documentation or settlement issues, system failures, inadequate controls, and human error.

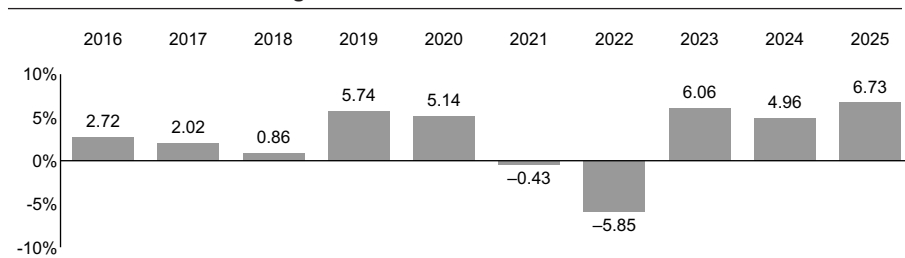
An investment in the Fund is not a deposit of a bank and is not insured or guaranteed by the Federal Deposit Insurance Corporation or any other government agency.

Annual Total Returns

The following bar chart and table show the Fund's historical performance and are intended to help you understand the risks of investing in the Fund. The bar chart shows how the performance of the Fund's Investor Shares has varied from one calendar year to another over the periods shown. The table shows how the average annual total returns of the share classes presented compare with those of a broad-based securities market index and one or more additional indexes with similar investment characteristics as the Fund. Keep in mind that

the Fund's past performance (before and after taxes) does not indicate how the Fund will perform in the future. Updated performance information is available on our website at vanguard.com/performance.

Annual Total Returns — Vanguard Short-Term Investment-Grade Fund Investor Shares¹



¹ The year-to-date return as of the most recent calendar quarter, which ended on March 31, 2026, was 0.17%.

During the periods shown in the bar chart, the highest and lowest returns for a calendar quarter were:

	Total Return	Quarter
Highest	4.82%	June 30, 2020
Lowest	-3.82%	March 31, 2022

Average Annual Total Returns for Periods Ended December 31, 2025

	1 Year	5 Years	10 Years
Vanguard Short-Term Investment-Grade Fund Investor Shares			
Return Before Taxes	6.73%	2.18%	2.73%
Return After Taxes on Distributions	4.79	0.91	1.59
Return After Taxes on Distributions and Sale of Fund Shares	3.95	1.11	1.59
Vanguard Short-Term Investment-Grade Fund Admiral Shares			
Return Before Taxes	6.85%	2.28%	2.83%
Bloomberg U.S. 1-5 Year Credit Bond Index (reflects no deduction for fees, expenses, or taxes)			
	6.74%	2.15%	2.84%
Bloomberg U.S. Aggregate Bond Index (reflects no deduction for fees, expenses, or taxes)			
	7.30	-0.36	2.01

Actual after-tax returns depend on your tax situation and may differ from those shown in the preceding table. When after-tax returns are calculated, it is assumed that the shareholder was in the highest individual federal marginal income tax bracket at the time of each distribution of income or capital gains or upon redemption. State and local income taxes are not reflected in the calculations. Please note that after-tax returns are shown only for the Investor Shares and may differ for each share class. After-tax returns are not relevant for

a shareholder who holds fund shares in a tax-deferred account, such as an individual retirement account or a 401(k) plan. Also, figures captioned *Return After Taxes on Distributions and Sale of Fund Shares* may be higher than other figures for the same period if a capital loss occurs upon redemption and results in an assumed tax deduction for the shareholder.

Investment Advisor

The Vanguard Group, Inc. (Vanguard) through its wholly owned subsidiary, Vanguard Capital Management (VCM). VCM exercises portfolio management responsibilities for the Fund.

Portfolio Managers

Arvind Narayanan, CFA, Principal of Vanguard and Senior Portfolio Manager at VCM. He has co-managed the Fund since 2019.

Thanh Nguyen, CFA, Portfolio Manager at VCM. She has co-managed the Fund since April 2026.

Daniel Shaykevich, Principal of Vanguard and Senior Portfolio Manager at VCM. He has co-managed the Fund since 2018.

Purchase and Sale of Fund Shares

If you invest directly with Vanguard, you may purchase or redeem shares online through our website (vanguard.com), by mail (The Vanguard Group, P.O. Box 982901, El Paso, TX 79998-2901), or by telephone (800-662-2739). The minimum investment amount required to open a Fund account for Investor Shares or Admiral Shares is generally \$3,000 or \$50,000, respectively. The minimum investment amount required to add to an existing Fund account is generally \$1.

Financial intermediaries, institutional clients, and Vanguard-advised clients should contact Vanguard for information on special eligibility rules that may apply to them regarding Admiral Shares. If you invest in Vanguard fund shares indirectly through an intermediary (including investing in shares through a brokerage account offered by Vanguard Brokerage Services[®]), please contact that firm directly for more information regarding your eligibility. If you invest in Vanguard fund shares through an employer-sponsored retirement or savings plan, your plan administrator or your benefits office can provide you with detailed information on how you can invest through your plan.

Tax Information

The Fund's distributions may be taxable as ordinary income or capital gains. If you are investing through a tax-advantaged account, such as an IRA or an employer-sponsored retirement or savings plan, special tax rules apply. You should consult your own tax advisor with respect to any particular U.S. or non-U.S. tax consequences of your investment in the Fund.

Payments to Financial Intermediaries

The Fund and its advisor do not pay financial intermediaries for sales of Fund shares.

Vanguard Intermediate-Term Treasury Fund

Investment Objective

Vanguard Intermediate-Term Treasury Fund (the “Fund”) seeks to provide a moderate and sustainable level of current income.

Fees and Expenses

The following tables describe the fees and expenses you may pay if you buy, hold, and sell Investor Shares or Admiral Shares of the Fund. **You may pay other fees, such as brokerage commissions and other fees to financial intermediaries, which are not reflected in the tables and examples below.**

Shareholder Fees

(Fees paid directly from your investment)

	Investor Shares	Admiral Shares
Sales Charge (Load) Imposed on Purchases	None	None
Purchase Fee	None	None
Sales Charge (Load) Imposed on Reinvested Dividends	None	None
Redemption Fee	None	None
Account Service Fee Per Year (for certain fund account balances below \$5,000,000)	\$25	\$25

Annual Fund Operating Expenses

(Expenses that you pay each year as a percentage of the value of your investment)

	Investor Shares	Admiral Shares
Management Fees	0.19%	0.09%
12b-1 Distribution Fee	None	None
Other Expenses	0.01%	0.01%
Total Annual Fund Operating Expenses	0.20%	0.10%

Examples

These examples are intended to help you compare the cost of investing in the Fund with the cost of investing in other funds. The examples assume that you invest \$10,000 in the Fund for the time periods indicated and then redeem all of your shares at the end of those periods. The examples also assume that your investment has a 5% return each year and that the Fund’s operating expenses remain the same.

	1 Year	3 Years	5 Years	10 Years
Investor Shares	\$20	\$64	\$113	\$255
Admiral Shares	\$10	\$32	\$56	\$128

Portfolio Turnover

The Fund pays transaction costs, such as commissions, when it buys and sells securities (or “turns over” its portfolio). A higher portfolio turnover rate may indicate higher transaction costs and may result in higher taxes when Fund shares are held in a taxable account. These costs, which are not reflected in annual fund operating expenses or in the examples, affect the Fund’s performance. During the most recent fiscal year, the Fund’s portfolio turnover rate was 173% of the average value of its portfolio.

Principal Investment Strategies

The Fund employs an active management approach. Under normal circumstances, the Fund invests at least 80% of its net assets, plus the amount of any borrowings for investment purposes, in U.S. Treasury securities, which include bills, bonds, and notes issued by the U.S. Treasury. The Fund expects to maintain a dollar-weighted average maturity of 5 to 10 years.

In addition to U.S. Treasury securities, the Fund may invest in other types of fixed income securities. These may include bonds issued by agencies and instrumentalities of the U.S. government or mortgage-backed securities. The Fund also may invest in derivatives such as options, futures contracts, or swap agreements, or may enter into To Be Announced (“TBA”) transactions.

Principal Risks

As with any investment, an investment in the Fund could lose money over any time period. The Fund’s share price and total return may fluctuate, potentially within a wide range. The principal risks of investing in the Fund are summarized below. Each of the following risks could affect the Fund’s performance:

- **General Market Risk.** The markets in which the Fund invests can be affected by a variety of factors. These factors, which can be real or perceived, may include economic, market, political, and regulatory conditions and developments as well as local, regional, or global events such as wars, military conflicts, natural disasters, and public health issues. In addition, investor sentiment and expectations regarding these factors can also impact the markets. Different parts of the market, including different industries and sectors as well as different types of securities, may react differently to factors that affect the market. These factors can contribute to market uncertainty, market volatility, and fluctuations in the value of the Fund’s investments, thereby resulting in potential losses to the Fund over short or long periods.
- **Investing in Bond Markets.** The Fund may be impacted by the general condition of the bond markets and by factors that affect bonds and bond issuers. For example, as a general rule, bond prices and interest rates move in opposite directions. When interest rates rise, bond prices tend to fall, and when interest rates fall, bond prices tend to go up. Bond income also is affected by changes in interest rates. Interest rates can rise or fall for a

number of reasons, including, but not limited to, central bank monetary policy, inflationary or deflationary pressures, and changes in general market and economic conditions. Changing interest rates, including, but not limited to, rates that fall below zero, could have unpredictable effects on the overall market and may expose the bond markets in particular to heightened volatility and potential illiquidity. The degree to which the Fund is impacted by certain bond market risks may vary based on factors disclosed in its principal investment strategies, such as the types of bonds in which it invests and the overall credit quality, average maturity, and/or average duration of its bond holdings.

- **Interest Rate Risk.** During periods of rising interest rates, bond prices overall may decline, which could result in a decline in the Fund's value. The prices of longer-term bonds are more sensitive to changes in interest rates than the prices of shorter-term bonds.
- **Income Risk.** During periods of falling interest rates, the Fund's income may decline. The income paid by shorter-term bonds is subject to a higher degree of fluctuation than the income paid by longer-term bonds.
- **Credit Risk.** Credit risk refers to the chance that an issuer will default (fail to meet its credit obligations) or fail to make payments in a timely manner, which could result in a loss to the Fund. In addition, negative perceptions of an issuer's ability to make payments can cause the price of a security to decline. While all debt securities are subject to credit risk to some extent, those with higher credit quality ratings generally pose less credit risk than those with lower credit quality ratings.
- **Bond Liquidity Risk.** If the Fund is unable to sell a security at an advantageous time or price, its returns may be reduced. There may be limited trading in the secondary market for certain debt securities, which could make them more difficult to value or sell.
- **Prepayment Risk.** Certain bonds are subject to risks associated with prepayment. With respect to mortgage-backed, asset-backed, and similar debt securities, prepayment typically refers to borrowers repaying their debt early (e.g., before the maturity date). Prepayment of bonds held by the Fund would result in the Fund losing any price appreciation above the amount repaid. In addition, because prepayments occur more frequently in low interest rate environments, the Fund likely would be forced to reinvest the proceeds from any prepayments at a lower interest rate than when the prepaid bonds were purchased, resulting in a decline in the Fund's income and a potential loss in the value of the Fund's investments. Frequent prepayments and subsequent reinvestment of the proceeds also would increase the Fund's turnover rate.
- **Extension Risk.** During periods of rising interest rates, certain bonds held by the Fund may be paid off substantially more slowly than originally anticipated.

As a result, the value of the bonds may fall, resulting in a decline in the Fund's income and a potential loss in the value of the Fund's investments.

- **TBA Mortgage-Backed Securities.** A TBA transaction represents an agreement to buy or sell mortgage-backed securities with agreed-upon characteristics for a fixed unit price at a future date, but does not specify the particular security to be delivered. TBA transactions are subject to the risk that the values of the mortgage-backed securities that the Fund has agreed to purchase will decline prior to the settlement date or that the counterparty will not deliver the securities as promised.
- **Active Management.** The Fund is actively managed. The advisor's security selection and/or strategy execution could cause the Fund to underperform relevant securities markets or other funds with a similar investment objective.
- **Investing in Derivatives.** Investing in derivatives may present risks different from, and/or greater than, those associated with investing directly in stocks, bonds, or other types of investments. Derivatives could expose the Fund to increased volatility and/or significant loss. Certain derivatives have an inherent leverage component, providing the Fund exposure to a sizable position in an underlying asset with a relatively small upfront investment at the time the Fund enters into the derivatives position. For these derivatives, an adverse change in the value or price of the underlying asset could result in a loss substantially greater than the amount invested in the derivative itself. Some derivatives require the Fund to enter into a contract with a counterparty. If the counterparty is unable or unwilling to fulfill its contractual obligation, the Fund may experience a loss. A liquid market may not always exist for the Fund's derivatives positions. The Fund may be unable to sell or otherwise exit its derivatives position at desired times or prices, which could also result in a loss to the Fund. Some derivatives, particularly OTC derivatives, can be complex and often are valued subjectively. Valuation may be more difficult in times of market turmoil since many investors and market makers may be reluctant to purchase complex instruments or quote prices for them. Improper valuations can result in increased cash payment requirements to counterparties or a loss of value to the Fund.

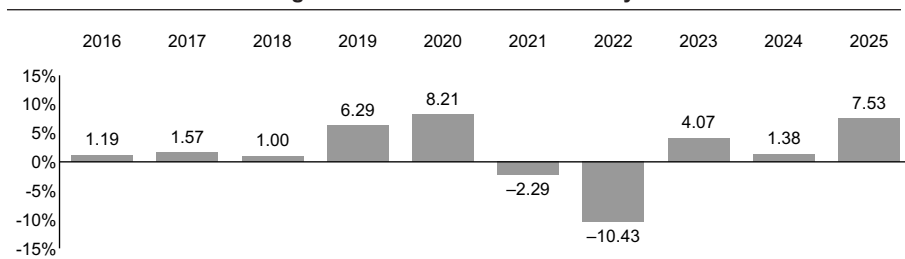
Derivatives may not perform as intended, which may result in losses to the Fund. For example, derivatives used for hedging or as a substitute for a portfolio instrument may not provide the expected benefits, particularly during adverse market conditions. The use of derivatives is also subject to legal risk, which includes the risk of loss resulting from insufficient or unenforceable contractual documentation, insufficient capacity or authority of the Fund's counterparty, and operational risk, which includes documentation or settlement issues, system failures, inadequate controls, and human error.

An investment in the Fund is not a deposit of a bank and is not insured or guaranteed by the Federal Deposit Insurance Corporation or any other government agency.

Annual Total Returns

The following bar chart and table show the Fund's historical performance and are intended to help you understand the risks of investing in the Fund. The bar chart shows how the performance of the Fund's Investor Shares has varied from one calendar year to another over the periods shown. The table shows how the average annual total returns of the share classes presented compare with those of a broad-based securities market index and one or more additional indexes with similar investment characteristics as the Fund. Keep in mind that the Fund's past performance (before and after taxes) does not indicate how the Fund will perform in the future. Updated performance information is available on our website at vanguard.com/performance.

Annual Total Returns — Vanguard Intermediate-Term Treasury Fund Investor Shares¹



¹ The year-to-date return as of the most recent calendar quarter, which ended on March 31, 2026, was -0.16%.

During the periods shown in the bar chart, the highest and lowest returns for a calendar quarter were:

	Total Return	Quarter
Highest	6.73%	March 31, 2020
Lowest	-4.93%	March 31, 2022

Average Annual Total Returns for Periods Ended December 31, 2025

	1 Year	5 Years	10 Years
Vanguard Intermediate-Term Treasury Fund			
Investor Shares			
Return Before Taxes	7.53%	-0.14%	1.71%
Return After Taxes on Distributions	5.82	-1.30	0.57
Return After Taxes on Distributions and Sale of Fund Shares	4.43	-0.61	0.83
Vanguard Intermediate-Term Treasury Fund			
Admiral Shares			
Return Before Taxes	7.63%	-0.04%	1.82%
Bloomberg U.S. 5-10 Year Treasury Bond Index (reflects no deduction for fees, expenses, or taxes)	8.18%	-0.86%	1.62%
Bloomberg U.S. Aggregate Bond Index (reflects no deduction for fees, expenses, or taxes)	7.30	-0.36	2.01

Actual after-tax returns depend on your tax situation and may differ from those shown in the preceding table. When after-tax returns are calculated, it is assumed that the shareholder was in the highest individual federal marginal income tax bracket at the time of each distribution of income or capital gains or upon redemption. State and local income taxes are not reflected in the calculations. Please note that after-tax returns are shown only for the Investor Shares and may differ for each share class. After-tax returns are not relevant for a shareholder who holds fund shares in a tax-deferred account, such as an individual retirement account or a 401(k) plan. Also, figures captioned *Return After Taxes on Distributions and Sale of Fund Shares* may be higher than other figures for the same period if a capital loss occurs upon redemption and results in an assumed tax deduction for the shareholder.

Investment Advisor

The Vanguard Group, Inc. (Vanguard) through its wholly owned subsidiary, Vanguard Capital Management (VCM). VCM exercises portfolio management responsibilities for the Fund.

Portfolio Managers

Nathan Persons, Portfolio Manager at VCM. He has co-managed the Fund since 2025.

Brian W. Quigley, CFA, Portfolio Manager at VCM. He has co-managed the Fund since 2021.

Purchase and Sale of Fund Shares

If you invest directly with Vanguard, you may purchase or redeem shares online through our website (*vanguard.com*), by mail (The Vanguard Group, P.O. Box 982901, El Paso, TX 79998-2901), or by telephone (800-662-2739). The minimum investment amount required to open a Fund account for Investor Shares or Admiral Shares is generally \$3,000 or \$50,000, respectively. The minimum investment amount required to add to an existing Fund account is generally \$1.

Financial intermediaries, institutional clients, and Vanguard-advised clients should contact Vanguard for information on special eligibility rules that may apply to them regarding Admiral Shares. If you invest in Vanguard fund shares indirectly through an intermediary (including investing in shares through a brokerage account offered by Vanguard Brokerage Services[®]), please contact that firm directly for more information regarding your eligibility. If you invest in Vanguard fund shares through an employer-sponsored retirement or savings plan, your plan administrator or your benefits office can provide you with detailed information on how you can invest through your plan.

Tax Information

The Fund's distributions may be taxable as ordinary income or capital gains. If you are investing through a tax-advantaged account, such as an IRA or an employer-sponsored retirement or savings plan, special tax rules apply. You should consult your own tax advisor with respect to any particular U.S. or non-U.S. tax consequences of your investment in the Fund.

Payments to Financial Intermediaries

The Fund and its advisor do not pay financial intermediaries for sales of Fund shares.

Vanguard Intermediate-Term Investment-Grade Fund

Investment Objective

Vanguard Intermediate-Term Investment-Grade Fund (the “Fund”) seeks to provide a moderate and sustainable level of current income.

Fees and Expenses

The following tables describe the fees and expenses you may pay if you buy, hold, and sell Investor Shares or Admiral Shares of the Fund. **You may pay other fees, such as brokerage commissions and other fees to financial intermediaries, which are not reflected in the tables and examples below.**

Shareholder Fees

(Fees paid directly from your investment)

	Investor Shares	Admiral Shares
Sales Charge (Load) Imposed on Purchases	None	None
Purchase Fee	None	None
Sales Charge (Load) Imposed on Reinvested Dividends	None	None
Redemption Fee	None	None
Account Service Fee Per Year (for certain fund account balances below \$5,000,000)	\$25	\$25

Annual Fund Operating Expenses

(Expenses that you pay each year as a percentage of the value of your investment)

	Investor Shares	Admiral Shares
Management Fees	0.19%	0.08%
12b-1 Distribution Fee	None	None
Other Expenses	0.01%	0.01%
Total Annual Fund Operating Expenses	0.20%	0.09%

Examples

These examples are intended to help you compare the cost of investing in the Fund with the cost of investing in other funds. The examples assume that you invest \$10,000 in the Fund for the time periods indicated and then redeem all of your shares at the end of those periods. The examples also assume that your investment has a 5% return each year and that the Fund’s operating expenses remain the same.

	1 Year	3 Years	5 Years	10 Years
Investor Shares	\$20	\$64	\$113	\$255
Admiral Shares	\$9	\$29	\$51	\$115

Portfolio Turnover

The Fund pays transaction costs, such as commissions, when it buys and sells securities (or “turns over” its portfolio). A higher portfolio turnover rate may indicate higher transaction costs and may result in higher taxes when Fund shares are held in a taxable account. These costs, which are not reflected in annual fund operating expenses or in the examples, affect the Fund’s performance. During the most recent fiscal year, the Fund’s portfolio turnover rate was 68% of the average value of its portfolio.

Principal Investment Strategies

The Fund employs an active management approach. Under normal circumstances, the Fund invests at least 80% of its net assets, plus the amount of any borrowings for investment purposes, in investment-grade fixed income securities (which include high- and medium-quality fixed income securities). For purposes of the 80% policy, investment-grade fixed income securities are those rated the equivalent of Baa3 and above by Moody’s or another independent rating agency or, if unrated, are determined to be of comparable quality by the Fund’s advisor. The Fund expects to maintain a dollar-weighted average maturity of 5 to 10 years. The Fund may invest in derivatives such as options, futures contracts, or swap agreements.

Principal Risks

As with any investment, an investment in the Fund could lose money over any time period. The Fund’s share price and total return may fluctuate, potentially within a wide range. The principal risks of investing in the Fund are summarized below. Each of the following risks could affect the Fund’s performance:

- **General Market Risk.** The markets in which the Fund invests can be affected by a variety of factors. These factors, which can be real or perceived, may include economic, market, political, and regulatory conditions and developments as well as local, regional, or global events such as wars, military conflicts, natural disasters, and public health issues. In addition, investor sentiment and expectations regarding these factors can also impact the markets. Different parts of the market, including different industries and sectors as well as different types of securities, may react differently to factors that affect the market. These factors can contribute to market uncertainty, market volatility, and fluctuations in the value of the Fund’s investments, thereby resulting in potential losses to the Fund over short or long periods.
- **Investing in Bond Markets.** The Fund may be impacted by the general condition of the bond markets and by factors that affect bonds and bond issuers. For example, as a general rule, bond prices and interest rates move in opposite directions. When interest rates rise, bond prices tend to fall, and when interest rates fall, bond prices tend to go up. Bond income also is affected by changes in interest rates. Interest rates can rise or fall for a number of reasons, including, but not limited to, central bank monetary policy,

inflationary or deflationary pressures, and changes in general market and economic conditions. Changing interest rates, including, but not limited to, rates that fall below zero, could have unpredictable effects on the overall market and may expose the bond markets in particular to heightened volatility and potential illiquidity. The degree to which the Fund is impacted by certain bond market risks may vary based on factors disclosed in its principal investment strategies, such as the types of bonds in which it invests and the overall credit quality, average maturity, and/or average duration of its bond holdings.

- **Interest Rate Risk.** During periods of rising interest rates, bond prices overall may decline, which could result in a decline in the Fund's value. The prices of longer-term bonds are more sensitive to changes in interest rates than the prices of shorter-term bonds.
- **Income Risk.** During periods of falling interest rates, the Fund's income may decline. The income paid by shorter-term bonds is subject to a higher degree of fluctuation than the income paid by longer-term bonds.
- **Credit Risk.** Credit risk refers to the chance that an issuer will default (fail to meet its credit obligations) or fail to make payments in a timely manner, which could result in a loss to the Fund. In addition, negative perceptions of an issuer's ability to make payments can cause the price of a security to decline. While all debt securities are subject to credit risk to some extent, those with higher credit quality ratings generally pose less credit risk than those with lower credit quality ratings.
- **Bond Liquidity Risk.** If the Fund is unable to sell a security at an advantageous time or price, its returns may be reduced. There may be limited trading in the secondary market for certain debt securities, which could make them more difficult to value or sell.
- **Call Risk.** Certain bonds held by the Fund may be callable. The issuer of a callable bond has the right to "call" (redeem) the bond before its maturity date. Calls on bonds held by the Fund would result in the Fund losing any price appreciation above the bond's call price. In addition, because bond calls occur more frequently during periods of falling interest rates, the Fund likely would be forced to reinvest the proceeds of any called bonds at a lower interest rate than that of the called bonds, resulting in a decline in the Fund's income and a potential loss in the value of the Fund's investments. Frequent bond calls and subsequent reinvestments of the proceeds also would increase the Fund's turnover rate.
- **Extension Risk.** During periods of rising interest rates, certain bonds held by the Fund may be paid off substantially more slowly than originally anticipated. As a result, the value of the bonds may fall, resulting in a decline in the Fund's income and a potential loss in the value of the Fund's investments.

- **Active Management.** The Fund is actively managed. The advisor's security selection and/or strategy execution could cause the Fund to underperform relevant securities markets or other funds with a similar investment objective.
- **Investing in Derivatives.** Investing in derivatives may present risks different from, and/or greater than, those associated with investing directly in stocks, bonds, or other types of investments. Derivatives could expose the Fund to increased volatility and/or significant loss. Certain derivatives have an inherent leverage component, providing the Fund exposure to a sizable position in an underlying asset with a relatively small upfront investment at the time the Fund enters into the derivatives position. For these derivatives, an adverse change in the value or price of the underlying asset could result in a loss substantially greater than the amount invested in the derivative itself. Some derivatives require the Fund to enter into a contract with a counterparty. If the counterparty is unable or unwilling to fulfill its contractual obligation, the Fund may experience a loss. A liquid market may not always exist for the Fund's derivatives positions. The Fund may be unable to sell or otherwise exit its derivatives position at desired times or prices, which could also result in a loss to the Fund. Some derivatives, particularly OTC derivatives, can be complex and often are valued subjectively. Valuation may be more difficult in times of market turmoil since many investors and market makers may be reluctant to purchase complex instruments or quote prices for them. Improper valuations can result in increased cash payment requirements to counterparties or a loss of value to the Fund.

Derivatives may not perform as intended, which may result in losses to the Fund. For example, derivatives used for hedging or as a substitute for a portfolio instrument may not provide the expected benefits, particularly during adverse market conditions. The use of derivatives is also subject to legal risk, which includes the risk of loss resulting from insufficient or unenforceable contractual documentation, insufficient capacity or authority of the Fund's counterparty, and operational risk, which includes documentation or settlement issues, system failures, inadequate controls, and human error.

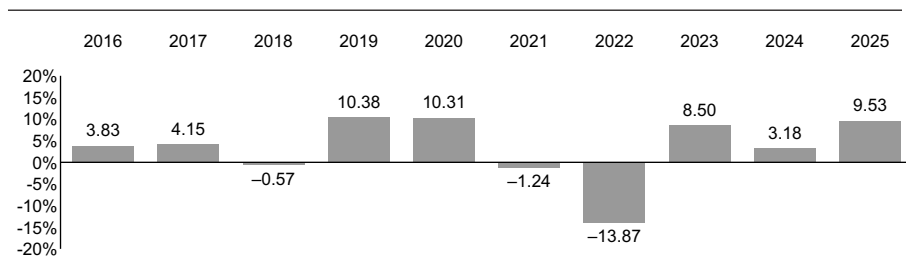
An investment in the Fund is not a deposit of a bank and is not insured or guaranteed by the Federal Deposit Insurance Corporation or any other government agency.

Annual Total Returns

The following bar chart and table show the Fund's historical performance and are intended to help you understand the risks of investing in the Fund. The bar chart shows how the performance of the Fund's Investor Shares has varied from one calendar year to another over the periods shown. The table shows how the average annual total returns of the share classes presented compare with those of a broad-based securities market index and one or more additional indexes with similar investment characteristics as the Fund. Keep in mind that

the Fund's past performance (before and after taxes) does not indicate how the Fund will perform in the future. Updated performance information is available on our website at vanguard.com/performance.

Annual Total Returns — Vanguard Intermediate-Term Investment-Grade Fund Investor Shares¹



¹ The year-to-date return as of the most recent calendar quarter, which ended on March 31, 2026, was -0.59%.

During the periods shown in the bar chart, the highest and lowest returns for a calendar quarter were:

	Total Return	Quarter
Highest	8.17%	December 31, 2023
Lowest	-6.88%	March 31, 2022

Average Annual Total Returns for Periods Ended December 31, 2025

	1 Year	5 Years	10 Years
Vanguard Intermediate-Term Investment-Grade Fund Investor Shares			
Return Before Taxes	9.53%	0.85%	3.16%
Return After Taxes on Distributions	7.37	-0.74	1.59
Return After Taxes on Distributions and Sale of Fund Shares	5.59	-0.03	1.77
Vanguard Intermediate-Term Investment-Grade Fund Admiral Shares			
Return Before Taxes	9.64%	0.95%	3.27%
Bloomberg U.S. 5-10 Year Credit Bond Index (reflects no deduction for fees, expenses, or taxes)			
	9.57%	0.77%	3.55%
Bloomberg U.S. Aggregate Bond Index (reflects no deduction for fees, expenses, or taxes)			
	7.30	-0.36	2.01

Actual after-tax returns depend on your tax situation and may differ from those shown in the preceding table. When after-tax returns are calculated, it is assumed that the shareholder was in the highest individual federal marginal income tax bracket at the time of each distribution of income or capital gains or upon redemption. State and local income taxes are not reflected in the calculations. Please note that after-tax returns are shown only for the Investor

Shares and may differ for each share class. After-tax returns are not relevant for a shareholder who holds fund shares in a tax-deferred account, such as an individual retirement account or a 401(k) plan. Also, figures captioned *Return After Taxes on Distributions and Sale of Fund Shares* may be higher than other figures for the same period if a capital loss occurs upon redemption and results in an assumed tax deduction for the shareholder.

Investment Advisor

The Vanguard Group, Inc. (Vanguard) through its wholly owned subsidiary, Vanguard Capital Management (VCM). VCM exercises portfolio management responsibilities for the Fund.

Portfolio Managers

Peter Lee, CFA, Portfolio Manager at VCM. He has co-managed the Fund since April 2026.

Arvind Narayanan, CFA, Principal of Vanguard and Senior Portfolio Manager at VCM. He has co-managed the Fund since 2019.

Daniel Shaykevich, Principal of Vanguard and Senior Portfolio Manager at VCM. He has co-managed the Fund since 2018.

Purchase and Sale of Fund Shares

If you invest directly with Vanguard, you may purchase or redeem shares online through our website (*vanguard.com*), by mail (The Vanguard Group, P.O. Box 982901, El Paso, TX 79998-2901), or by telephone (800-662-2739). The minimum investment amount required to open a Fund account for Investor Shares or Admiral Shares is generally \$3,000 or \$50,000, respectively. The minimum investment amount required to add to an existing Fund account is generally \$1.

Financial intermediaries, institutional clients, and Vanguard-advised clients should contact Vanguard for information on special eligibility rules that may apply to them regarding Admiral Shares. If you invest in Vanguard fund shares indirectly through an intermediary (including investing in shares through a brokerage account offered by Vanguard Brokerage Services[®]), please contact that firm directly for more information regarding your eligibility. If you invest in Vanguard fund shares through an employer-sponsored retirement or savings plan, your plan administrator or your benefits office can provide you with detailed information on how you can invest through your plan.

Tax Information

The Fund's distributions may be taxable as ordinary income or capital gains. If you are investing through a tax-advantaged account, such as an IRA or an employer-sponsored retirement or savings plan, special tax rules apply. You should consult your own tax advisor with respect to any particular U.S. or non-U.S. tax consequences of your investment in the Fund.

Payments to Financial Intermediaries

The Fund and its advisor do not pay financial intermediaries for sales of Fund shares.

Vanguard GNMA Fund

Investment Objective

Vanguard GNMA Fund (the "Fund") seeks to provide a moderate level of current income.

Fees and Expenses

The following tables describe the fees and expenses you may pay if you buy, hold, and sell Investor Shares or Admiral Shares of the Fund. **You may pay other fees, such as brokerage commissions and other fees to financial intermediaries, which are not reflected in the tables and examples below.**

Shareholder Fees

(Fees paid directly from your investment)

	Investor Shares	Admiral Shares
Sales Charge (Load) Imposed on Purchases	None	None
Purchase Fee	None	None
Sales Charge (Load) Imposed on Reinvested Dividends	None	None
Redemption Fee	None	None
Account Service Fee Per Year (for certain fund account balances below \$5,000,000)	\$25	\$25

Annual Fund Operating Expenses

(Expenses that you pay each year as a percentage of the value of your investment)

	Investor Shares	Admiral Shares
Management Fees	0.20%	0.10%
12b-1 Distribution Fee	None	None
Other Expenses	0.01%	0.01%
Total Annual Fund Operating Expenses	0.21%	0.11%

Examples

These examples are intended to help you compare the cost of investing in the Fund with the cost of investing in other funds. The examples assume that you invest \$10,000 in the Fund for the time periods indicated and then redeem all of your shares at the end of those periods. The examples also assume that your investment has a 5% return each year and that the Fund's operating expenses remain the same.

	1 Year	3 Years	5 Years	10 Years
Investor Shares	\$22	\$68	\$118	\$268
Admiral Shares	\$11	\$35	\$62	\$141

Portfolio Turnover

The Fund pays transaction costs, such as commissions, when it buys and sells securities (or “turns over” its portfolio). A higher portfolio turnover rate may indicate higher transaction costs and may result in higher taxes when Fund shares are held in a taxable account. These costs, which are not reflected in annual fund operating expenses or in the examples, affect the Fund’s performance. During the most recent fiscal year, the Fund’s portfolio turnover rate was 415% of the average value of its portfolio.

Principal Investment Strategies

The Fund employs an active management approach. Under normal circumstances, the Fund invests at least 80% of its net assets, plus the amount of any borrowings for investment purposes, in Government National Mortgage Association (“Ginnie Mae” or “GNMA”) pass-through certificates, which are fixed income securities representing part ownership in a pool of mortgage loans supported by the full faith and credit of the U.S. government.

The balance of the Fund’s assets may be invested in other types of securities, such as U.S. Treasury or other U.S. government agency securities, including pass-through certificates, as well as in repurchase agreements collateralized by such securities. Securities issued by most U.S. government agencies, other than the U.S. Treasury and GNMA, are neither guaranteed by the U.S. Treasury nor supported by the full faith and credit of the U.S. government.

The Fund’s dollar-weighted average maturity will depend on homeowner prepayments of the underlying mortgages. Although the Fund does not observe specific maturity guidelines, its dollar-weighted average maturity typically falls within an intermediate-term range (3 to 10 years).

The Fund may invest in derivatives such as options, futures contracts, or swap agreements, or may enter into To Be Announced (“TBA”) transactions. The Fund also may take short positions in certain derivatives or in TBA mortgage-backed securities.

Principal Risks

As with any investment, an investment in the Fund could lose money over any time period. The Fund’s share price and total return may fluctuate, potentially within a wide range. The principal risks of investing in the Fund are summarized below. Each of the following risks could affect the Fund’s performance:

- **General Market Risk.** The markets in which the Fund invests can be affected by a variety of factors. These factors, which can be real or perceived, may include economic, market, political, and regulatory conditions and developments as well as local, regional, or global events such as wars, military conflicts, natural disasters, and public health issues. In addition,

investor sentiment and expectations regarding these factors can also impact the markets. Different parts of the market, including different industries and sectors as well as different types of securities, may react differently to factors that affect the market. These factors can contribute to market uncertainty, market volatility, and fluctuations in the value of the Fund's investments, thereby resulting in potential losses to the Fund over short or long periods.

- **Investing in Bond Markets.** The Fund may be impacted by the general condition of the bond markets and by factors that affect bonds and bond issuers. For example, as a general rule, bond prices and interest rates move in opposite directions. When interest rates rise, bond prices tend to fall, and when interest rates fall, bond prices tend to go up. Bond income also is affected by changes in interest rates. Interest rates can rise or fall for a number of reasons, including, but not limited to, central bank monetary policy, inflationary or deflationary pressures, and changes in general market and economic conditions. Changing interest rates, including, but not limited to, rates that fall below zero, could have unpredictable effects on the overall market and may expose the bond markets in particular to heightened volatility and potential illiquidity. The degree to which the Fund is impacted by certain bond market risks may vary based on factors disclosed in its principal investment strategies, such as the types of bonds in which it invests and the overall credit quality, average maturity, and/or average duration of its bond holdings.
- **Interest Rate Risk.** During periods of rising interest rates, bond prices overall may decline, which could result in a decline in the Fund's value. The prices of longer-term bonds are more sensitive to changes in interest rates than the prices of shorter-term bonds.
- **Income Risk.** During periods of falling interest rates, the Fund's income may decline. The income paid by shorter-term bonds is subject to a higher degree of fluctuation than the income paid by longer-term bonds.
- **Credit Risk.** Credit risk refers to the chance that an issuer will default (fail to meet its credit obligations) or fail to make payments in a timely manner, which could result in a loss to the Fund. In addition, negative perceptions of an issuer's ability to make payments can cause the price of a security to decline. While all debt securities are subject to credit risk to some extent, those with higher credit quality ratings generally pose less credit risk than those with lower credit quality ratings.
- **Bond Liquidity Risk.** If the Fund is unable to sell a security at an advantageous time or price, its returns may be reduced. There may be limited trading in the secondary market for certain debt securities, which could make them more difficult to value or sell.
- **Prepayment Risk.** Certain bonds are subject to risks associated with prepayment. With respect to mortgage-backed, asset-backed, and similar debt securities, prepayment typically refers to borrowers repaying their debt

early (e.g., before the maturity date). Prepayment of bonds held by the Fund would result in the Fund losing any price appreciation above the amount repaid. In addition, because prepayments occur more frequently in low interest rate environments, the Fund likely would be forced to reinvest the proceeds from any prepayments at a lower interest rate than when the prepaid bonds were purchased, resulting in a decline in the Fund's income and a potential loss in the value of the Fund's investments. Frequent prepayments and subsequent reinvestment of the proceeds also would increase the Fund's turnover rate.

- **Extension Risk.** During periods of rising interest rates, certain bonds held by the Fund may be paid off substantially more slowly than originally anticipated. As a result, the value of the bonds may fall, resulting in a decline in the Fund's income and a potential loss in the value of the Fund's investments.
- **TBA Mortgage-Backed Securities.** A TBA transaction represents an agreement to buy or sell mortgage-backed securities with agreed-upon characteristics for a fixed unit price at a future date, but does not specify the particular security to be delivered. TBA transactions are subject to the risk that the values of the mortgage-backed securities that the Fund has agreed to purchase will decline prior to the settlement date or that the counterparty will not deliver the securities as promised.
- **Active Management.** The Fund is actively managed. The advisor's security selection and/or strategy execution could cause the Fund to underperform relevant securities markets or other funds with a similar investment objective.
- **Investing in Derivatives.** Investing in derivatives may present risks different from, and/or greater than, those associated with investing directly in stocks, bonds, or other types of investments. Derivatives could expose the Fund to increased volatility and/or significant loss. Certain derivatives have an inherent leverage component, providing the Fund exposure to a sizable position in an underlying asset with a relatively small upfront investment at the time the Fund enters into the derivatives position. For these derivatives, an adverse change in the value or price of the underlying asset could result in a loss substantially greater than the amount invested in the derivative itself. Some derivatives require the Fund to enter into a contract with a counterparty. If the counterparty is unable or unwilling to fulfill its contractual obligation, the Fund may experience a loss. A liquid market may not always exist for the Fund's derivatives positions. The Fund may be unable to sell or otherwise exit its derivatives position at desired times or prices, which could also result in a loss to the Fund. Some derivatives, particularly OTC derivatives, can be complex and often are valued subjectively. Valuation may be more difficult in times of market turmoil since many investors and market makers may be reluctant to purchase complex instruments or quote prices for them. Improper valuations can result in increased cash payment requirements to counterparties or a loss of value to the Fund.

Derivatives may not perform as intended, which may result in losses to the Fund. For example, derivatives used for hedging or as a substitute for a portfolio instrument may not provide the expected benefits, particularly during adverse market conditions. The use of derivatives is also subject to legal risk, which includes the risk of loss resulting from insufficient or unenforceable contractual documentation, insufficient capacity or authority of the Fund's counterparty, and operational risk, which includes documentation or settlement issues, system failures, inadequate controls, and human error.

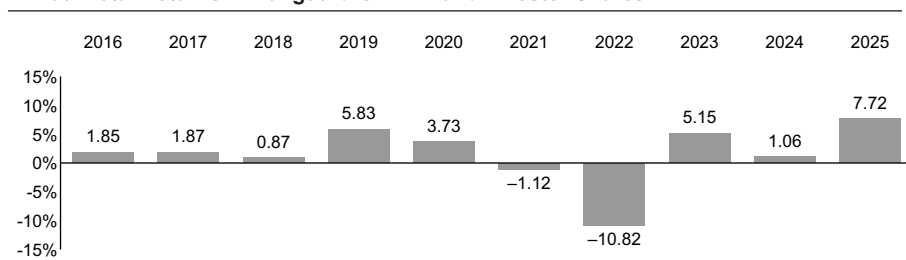
- **Short Selling.** The Fund may lose money in connection with its short sales of certain securities and/or derivatives. In a short sale, the Fund sells a security that it does not own and "borrows" the security from a third-party in order to settle the transaction with the original buyer. The Fund later repurchases the security on the open market and returns it to the third party. The Fund can profit from a short sale if the price of the borrowed security declines before the Fund repurchases it. However, there is no guarantee that the price of the borrowed security will decline. In fact, the security's price may rise, which would increase the cost to the Fund to repurchase the security and ultimately result in a loss to the Fund. Because there is no upward limit on how high the price of a borrowed security could rise, the Fund's potential for loss in connection with a short sale is theoretically unlimited.

An investment in the Fund is not a deposit of a bank and is not insured or guaranteed by the Federal Deposit Insurance Corporation or any other government agency.

Annual Total Returns

The following bar chart and table show the Fund's historical performance and are intended to help you understand the risks of investing in the Fund. The bar chart shows how the performance of the Fund's Investor Shares has varied from one calendar year to another over the periods shown. The table shows how the average annual total returns of the share classes presented compare with those of a broad-based securities market index and one or more additional indexes with similar investment characteristics as the Fund. Keep in mind that the Fund's past performance (before and after taxes) does not indicate how the Fund will perform in the future. Updated performance information is available on our website at vanguard.com/performance.

Annual Total Returns — Vanguard GNMA Fund Investor Shares¹



¹ The year-to-date return as of the most recent calendar quarter, which ended on March 31, 2026, was 0.59%.

During the periods shown in the bar chart, the highest and lowest returns for a calendar quarter were:

	Total Return	Quarter
Highest	7.05%	December 31, 2023
Lowest	-5.07%	September 30, 2022

Average Annual Total Returns for Periods Ended December 31, 2025

	1 Year	5 Years	10 Years
Vanguard GNMA Fund Investor Shares			
Return Before Taxes	7.72%	0.19%	1.49%
Return After Taxes on Distributions	6.12	-0.91	0.38
Return After Taxes on Distributions and Sale of Fund Shares	4.54	-0.34	0.65
Vanguard GNMA Fund Admiral Shares			
Return Before Taxes	7.82%	0.29%	1.59%
Bloomberg U.S. GNMA Bond Index			
(reflects no deduction for fees, expenses, or taxes)	8.08%	0.23%	1.50%
Bloomberg U.S. Aggregate Bond Index			
(reflects no deduction for fees, expenses, or taxes)	7.30	-0.36	2.01

Actual after-tax returns depend on your tax situation and may differ from those shown in the preceding table. When after-tax returns are calculated, it is assumed that the shareholder was in the highest individual federal marginal income tax bracket at the time of each distribution of income or capital gains or upon redemption. State and local income taxes are not reflected in the calculations. Please note that after-tax returns are shown only for the Investor Shares and may differ for each share class. After-tax returns are not relevant for a shareholder who holds fund shares in a tax-deferred account, such as an individual retirement account or a 401(k) plan. Also, figures captioned *Return After Taxes on Distributions and Sale of Fund Shares* may be higher than other figures for the same period if a capital loss occurs upon redemption and results in an assumed tax deduction for the shareholder.

Investment Advisor

Wellington Management Company LLP (Wellington Management)

Portfolio Manager

Brian Conroy, CFA, Senior Managing Director and Fixed Income Portfolio Manager of Wellington Management. He has managed the Fund since 2019.

Purchase and Sale of Fund Shares

If you invest directly with Vanguard, you may purchase or redeem shares online through our website (*vanguard.com*), by mail (The Vanguard Group, P.O. Box 982901, El Paso, TX 79998-2901), or by telephone (800-662-2739). The minimum investment amount required to open a Fund account for Investor Shares or Admiral Shares is generally \$3,000 or \$50,000, respectively. The minimum investment amount required to add to an existing Fund account is generally \$1.

Financial intermediaries, institutional clients, and Vanguard-advised clients should contact Vanguard for information on special eligibility rules that may apply to them regarding Admiral Shares. If you invest in Vanguard fund shares indirectly through an intermediary (including investing in shares through a brokerage account offered by Vanguard Brokerage Services[®]), please contact that firm directly for more information regarding your eligibility. If you invest in Vanguard fund shares through an employer-sponsored retirement or savings plan, your plan administrator or your benefits office can provide you with detailed information on how you can invest through your plan.

Tax Information

The Fund's distributions may be taxable as ordinary income or capital gains. If you are investing through a tax-advantaged account, such as an IRA or an employer-sponsored retirement or savings plan, special tax rules apply. You should consult your own tax advisor with respect to any particular U.S. or non-U.S. tax consequences of your investment in the Fund.

Payments to Financial Intermediaries

The Fund and its advisor do not pay financial intermediaries for sales of Fund shares.

Vanguard Long-Term Treasury Fund

Investment Objective

Vanguard Long-Term Treasury Fund (the “Fund”) seeks to provide a high and sustainable level of current income.

Fees and Expenses

The following tables describe the fees and expenses you may pay if you buy, hold, and sell Investor Shares or Admiral Shares of the Fund. **You may pay other fees, such as brokerage commissions and other fees to financial intermediaries, which are not reflected in the tables and examples below.**

Shareholder Fees

(Fees paid directly from your investment)

	Investor Shares	Admiral Shares
Sales Charge (Load) Imposed on Purchases	None	None
Purchase Fee	None	None
Sales Charge (Load) Imposed on Reinvested Dividends	None	None
Redemption Fee	None	None
Account Service Fee Per Year (for certain fund account balances below \$5,000,000)	\$25	\$25

Annual Fund Operating Expenses

(Expenses that you pay each year as a percentage of the value of your investment)

	Investor Shares	Admiral Shares
Management Fees	0.18%	0.09%
12b-1 Distribution Fee	None	None
Other Expenses	0.02%	0.01%
Total Annual Fund Operating Expenses	0.20%	0.10%

Examples

These examples are intended to help you compare the cost of investing in the Fund with the cost of investing in other funds. The examples assume that you invest \$10,000 in the Fund for the time periods indicated and then redeem all of your shares at the end of those periods. The examples also assume that your investment has a 5% return each year and that the Fund’s operating expenses remain the same.

	1 Year	3 Years	5 Years	10 Years
Investor Shares	\$20	\$64	\$113	\$255
Admiral Shares	\$10	\$32	\$56	\$128

Portfolio Turnover

The Fund pays transaction costs, such as commissions, when it buys and sells securities (or “turns over” its portfolio). A higher portfolio turnover rate may indicate higher transaction costs and may result in higher taxes when Fund shares are held in a taxable account. These costs, which are not reflected in annual fund operating expenses or in the examples, affect the Fund’s performance. During the most recent fiscal year, the Fund’s portfolio turnover rate was 292% of the average value of its portfolio.

Principal Investment Strategies

The Fund employs an active management approach. Under normal circumstances, the Fund invests at least 80% of its net assets, plus the amount of any borrowings for investment purposes, in U.S. Treasury securities, which include bills, bonds, and notes issued by the U.S. Treasury. The Fund expects to maintain a dollar-weighted average maturity of 15 to 30 years.

In addition to U.S. Treasury securities, the Fund may invest in other types of fixed income securities. These may include bonds issued by agencies and instrumentalities of the U.S. government or mortgage-backed securities. The Fund also may invest in derivatives such as options, futures contracts, or swap agreements, or may enter into To Be Announced (“TBA”) transactions. The Fund may take short positions in certain derivatives or in TBA mortgage-backed securities.

Principal Risks

As with any investment, an investment in the Fund could lose money over any time period. The Fund’s share price and total return may fluctuate, potentially within a wide range. The principal risks of investing in the Fund are summarized below. Each of the following risks could affect the Fund’s performance:

- **General Market Risk.** The markets in which the Fund invests can be affected by a variety of factors. These factors, which can be real or perceived, may include economic, market, political, and regulatory conditions and developments as well as local, regional, or global events such as wars, military conflicts, natural disasters, and public health issues. In addition, investor sentiment and expectations regarding these factors can also impact the markets. Different parts of the market, including different industries and sectors as well as different types of securities, may react differently to factors that affect the market. These factors can contribute to market uncertainty, market volatility, and fluctuations in the value of the Fund’s investments, thereby resulting in potential losses to the Fund over short or long periods.
- **Investing in Bond Markets.** The Fund may be impacted by the general condition of the bond markets and by factors that affect bonds and bond issuers. For example, as a general rule, bond prices and interest rates move in opposite directions. When interest rates rise, bond prices tend to fall, and

when interest rates fall, bond prices tend to go up. Bond income also is affected by changes in interest rates. Interest rates can rise or fall for a number of reasons, including, but not limited to, central bank monetary policy, inflationary or deflationary pressures, and changes in general market and economic conditions. Changing interest rates, including, but not limited to, rates that fall below zero, could have unpredictable effects on the overall market and may expose the bond markets in particular to heightened volatility and potential illiquidity. The degree to which the Fund is impacted by certain bond market risks may vary based on factors disclosed in its principal investment strategies, such as the types of bonds in which it invests and the overall credit quality, average maturity, and/or average duration of its bond holdings.

- **Interest Rate Risk.** During periods of rising interest rates, bond prices overall may decline, which could result in a decline in the Fund's value. The prices of longer-term bonds are more sensitive to changes in interest rates than the prices of shorter-term bonds.
- **Income Risk.** During periods of falling interest rates, the Fund's income may decline. The income paid by shorter-term bonds is subject to a higher degree of fluctuation than the income paid by longer-term bonds.
- **Credit Risk.** Credit risk refers to the chance that an issuer will default (fail to meet its credit obligations) or fail to make payments in a timely manner, which could result in a loss to the Fund. In addition, negative perceptions of an issuer's ability to make payments can cause the price of a security to decline. While all debt securities are subject to credit risk to some extent, those with higher credit quality ratings generally pose less credit risk than those with lower credit quality ratings.
- **Bond Liquidity Risk.** If the Fund is unable to sell a security at an advantageous time or price, its returns may be reduced. There may be limited trading in the secondary market for certain debt securities, which could make them more difficult to value or sell.
- **Prepayment Risk.** Certain bonds are subject to risks associated with prepayment. With respect to mortgage-backed, asset-backed, and similar debt securities, prepayment typically refers to borrowers repaying their debt early (e.g., before the maturity date). Prepayment of bonds held by the Fund would result in the Fund losing any price appreciation above the amount repaid. In addition, because prepayments occur more frequently in low interest rate environments, the Fund likely would be forced to reinvest the proceeds from any prepayments at a lower interest rate than when the prepaid bonds were purchased, resulting in a decline in the Fund's income and a potential loss in the value of the Fund's investments. Frequent prepayments and subsequent reinvestment of the proceeds also would increase the Fund's turnover rate.

- **Extension Risk.** During periods of rising interest rates, certain bonds held by the Fund may be paid off substantially more slowly than originally anticipated. As a result, the value of the bonds may fall, resulting in a decline in the Fund's income and a potential loss in the value of the Fund's investments.
- **TBA Mortgage-Backed Securities.** A TBA transaction represents an agreement to buy or sell mortgage-backed securities with agreed-upon characteristics for a fixed unit price at a future date, but does not specify the particular security to be delivered. TBA transactions are subject to the risk that the values of the mortgage-backed securities that the Fund has agreed to purchase will decline prior to the settlement date or that the counterparty will not deliver the securities as promised.
- **Active Management.** The Fund is actively managed. The advisor's security selection and/or strategy execution could cause the Fund to underperform relevant securities markets or other funds with a similar investment objective.
- **Investing in Derivatives.** Investing in derivatives may present risks different from, and/or greater than, those associated with investing directly in stocks, bonds, or other types of investments. Derivatives could expose the Fund to increased volatility and/or significant loss. Certain derivatives have an inherent leverage component, providing the Fund exposure to a sizable position in an underlying asset with a relatively small upfront investment at the time the Fund enters into the derivatives position. For these derivatives, an adverse change in the value or price of the underlying asset could result in a loss substantially greater than the amount invested in the derivative itself. Some derivatives require the Fund to enter into a contract with a counterparty. If the counterparty is unable or unwilling to fulfill its contractual obligation, the Fund may experience a loss. A liquid market may not always exist for the Fund's derivatives positions. The Fund may be unable to sell or otherwise exit its derivatives position at desired times or prices, which could also result in a loss to the Fund. Some derivatives, particularly OTC derivatives, can be complex and often are valued subjectively. Valuation may be more difficult in times of market turmoil since many investors and market makers may be reluctant to purchase complex instruments or quote prices for them. Improper valuations can result in increased cash payment requirements to counterparties or a loss of value to the Fund.

Derivatives may not perform as intended, which may result in losses to the Fund. For example, derivatives used for hedging or as a substitute for a portfolio instrument may not provide the expected benefits, particularly during adverse market conditions. The use of derivatives is also subject to legal risk, which includes the risk of loss resulting from insufficient or unenforceable contractual documentation, insufficient capacity or authority of the Fund's counterparty, and operational risk, which includes documentation or settlement issues, system failures, inadequate controls, and human error.

- **Short Selling.** The Fund may lose money in connection with its short sales of certain securities and/or derivatives. In a short sale, the Fund sells a security

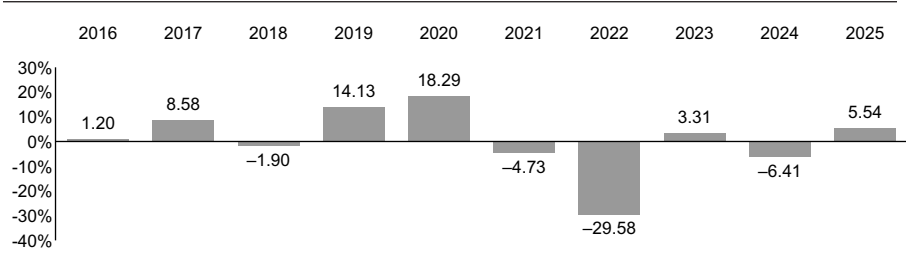
that it does not own and “borrows” the security from a third-party in order to settle the transaction with the original buyer. The Fund later repurchases the security on the open market and returns it to the third party. The Fund can profit from a short sale if the price of the borrowed security declines before the Fund repurchases it. However, there is no guarantee that the price of the borrowed security will decline. In fact, the security’s price may rise, which would increase the cost to the Fund to repurchase the security and ultimately result in a loss to the Fund. Because there is no upward limit on how high the price of a borrowed security could rise, the Fund’s potential for loss in connection with a short sale is theoretically unlimited.

An investment in the Fund is not a deposit of a bank and is not insured or guaranteed by the Federal Deposit Insurance Corporation or any other government agency.

Annual Total Returns

The following bar chart and table show the Fund’s historical performance and are intended to help you understand the risks of investing in the Fund. The bar chart shows how the performance of the Fund’s Investor Shares has varied from one calendar year to another over the periods shown. The table shows how the average annual total returns of the share classes presented compare with those of a broad-based securities market index and one or more additional indexes with similar investment characteristics as the Fund. Keep in mind that the Fund’s past performance (before and after taxes) does not indicate how the Fund will perform in the future. Updated performance information is available on our website at vanguard.com/performance.

Annual Total Returns — Vanguard Long-Term Treasury Fund Investor Shares¹



¹ The year-to-date return as of the most recent calendar quarter, which ended on March 31, 2026, was -0.18%.

During the periods shown in the bar chart, the highest and lowest returns for a calendar quarter were:

	Total Return	Quarter
Highest	20.84%	March 31, 2020
Lowest	-13.28%	March 31, 2021

Average Annual Total Returns for Periods Ended December 31, 2025

	1 Year	5 Years	10 Years
Vanguard Long-Term Treasury Fund Investor Shares			
Return Before Taxes	5.54%	-7.30%	-0.04%
Return After Taxes on Distributions	3.72	-8.62	-1.56
Return After Taxes on Distributions and Sale of Fund Shares	3.26	-5.76	-0.44
Vanguard Long-Term Treasury Fund Admiral Shares			
Return Before Taxes	5.64%	-7.20%	0.06%
Bloomberg U.S. Long Treasury Bond Index (reflects no deduction for fees, expenses, or taxes)			
	5.59%	-7.23%	0.02%
Bloomberg U.S. Aggregate Bond Index (reflects no deduction for fees, expenses, or taxes)			
	7.30	-0.36	2.01

Actual after-tax returns depend on your tax situation and may differ from those shown in the preceding table. When after-tax returns are calculated, it is assumed that the shareholder was in the highest individual federal marginal income tax bracket at the time of each distribution of income or capital gains or upon redemption. State and local income taxes are not reflected in the calculations. Please note that after-tax returns are shown only for the Investor Shares and may differ for each share class. After-tax returns are not relevant for a shareholder who holds fund shares in a tax-deferred account, such as an individual retirement account or a 401(k) plan. Also, figures captioned *Return After Taxes on Distributions and Sale of Fund Shares* may be higher than other figures for the same period if a capital loss occurs upon redemption and results in an assumed tax deduction for the shareholder.

Investment Advisor

The Vanguard Group, Inc. (Vanguard) through its wholly owned subsidiary, Vanguard Capital Management (VCM). VCM exercises portfolio management responsibilities for the Fund.

Portfolio Managers

Nathan Persons, Portfolio Manager at VCM. He has co-managed the Fund since 2025.

Brian W. Quigley, CFA, Portfolio Manager at VCM. He has co-managed the Fund since 2021.

Purchase and Sale of Fund Shares

If you invest directly with Vanguard, you may purchase or redeem shares online through our website (vanguard.com), by mail (The Vanguard Group, P.O. Box 982901, El Paso, TX 79998-2901), or by telephone (800-662-2739). The minimum investment amount required to open a Fund account for Investor Shares or Admiral Shares is generally \$3,000 or \$50,000, respectively. The

minimum investment amount required to add to an existing Fund account is generally \$1.

Financial intermediaries, institutional clients, and Vanguard-advised clients should contact Vanguard for information on special eligibility rules that may apply to them regarding Admiral Shares. If you invest in Vanguard fund shares indirectly through an intermediary (including investing in shares through a brokerage account offered by Vanguard Brokerage Services[®]), please contact that firm directly for more information regarding your eligibility. If you invest in Vanguard fund shares through an employer-sponsored retirement or savings plan, your plan administrator or your benefits office can provide you with detailed information on how you can invest through your plan.

Tax Information

The Fund's distributions may be taxable as ordinary income or capital gains. If you are investing through a tax-advantaged account, such as an IRA or an employer-sponsored retirement or savings plan, special tax rules apply. You should consult your own tax advisor with respect to any particular U.S. or non-U.S. tax consequences of your investment in the Fund.

Payments to Financial Intermediaries

The Fund and its advisor do not pay financial intermediaries for sales of Fund shares.

Vanguard Long-Term Investment-Grade Fund

Investment Objective

Vanguard Long-Term Investment-Grade Fund (the “Fund”) seeks to provide a high and sustainable level of current income.

Fees and Expenses

The following tables describe the fees and expenses you may pay if you buy, hold, and sell Investor Shares or Admiral Shares of the Fund. **You may pay other fees, such as brokerage commissions and other fees to financial intermediaries, which are not reflected in the tables and examples below.**

Shareholder Fees

(Fees paid directly from your investment)

	Investor Shares	Admiral Shares
Sales Charge (Load) Imposed on Purchases	None	None
Purchase Fee	None	None
Sales Charge (Load) Imposed on Reinvested Dividends	None	None
Redemption Fee	None	None
Account Service Fee Per Year (for certain fund account balances below \$5,000,000)	\$25	\$25

Annual Fund Operating Expenses

(Expenses that you pay each year as a percentage of the value of your investment)

	Investor Shares	Admiral Shares
Management Fees	0.20%	0.10%
12b-1 Distribution Fee	None	None
Other Expenses	0.01%	0.00%
Total Annual Fund Operating Expenses	0.21%	0.10%

Examples

These examples are intended to help you compare the cost of investing in the Fund with the cost of investing in other funds. The examples assume that you invest \$10,000 in the Fund for the time periods indicated and then redeem all of your shares at the end of those periods. The examples also assume that your investment has a 5% return each year and that the Fund’s operating expenses remain the same.

	1 Year	3 Years	5 Years	10 Years
Investor Shares	\$22	\$68	\$118	\$268
Admiral Shares	\$10	\$32	\$56	\$128

Portfolio Turnover

The Fund pays transaction costs, such as commissions, when it buys and sells securities (or “turns over” its portfolio). A higher portfolio turnover rate may indicate higher transaction costs and may result in higher taxes when Fund shares are held in a taxable account. These costs, which are not reflected in annual fund operating expenses or in the examples, affect the Fund’s performance. During the most recent fiscal year, the Fund’s portfolio turnover rate was 60% of the average value of its portfolio.

Principal Investment Strategies

The Fund employs an active management approach, using multiple investment advisors, each of whom independently selects and maintains a portfolio of securities for the Fund. Under normal circumstances, the Fund invests at least 80% of its net assets, plus the amount of any borrowings for investment purposes, in investment-grade fixed income securities (which include high- and medium-quality fixed income securities). For purposes of the 80% policy, investment-grade fixed income securities are those rated the equivalent of Baa3 and above by Moody’s or another independent rating agency or, if unrated, are determined to be of comparable quality by the Fund’s advisor. The Fund expects to maintain a dollar-weighted average maturity within a range that is five years shorter than or five years longer than that of its performance benchmark, which had a dollar-weighted average maturity of 21.9 years as of January 31, 2026. The Fund may invest in derivatives such as options, futures contracts, or swap agreements.

Principal Risks

As with any investment, an investment in the Fund could lose money over any time period. The Fund’s share price and total return may fluctuate, potentially within a wide range. The principal risks of investing in the Fund are summarized below. Each of the following risks could affect the Fund’s performance:

- **General Market Risk.** The markets in which the Fund invests can be affected by a variety of factors. These factors, which can be real or perceived, may include economic, market, political, and regulatory conditions and developments as well as local, regional, or global events such as wars, military conflicts, natural disasters, and public health issues. In addition, investor sentiment and expectations regarding these factors can also impact the markets. Different parts of the market, including different industries and sectors as well as different types of securities, may react differently to factors that affect the market. These factors can contribute to market uncertainty, market volatility, and fluctuations in the value of the Fund’s investments, thereby resulting in potential losses to the Fund over short or long periods.
- **Investing in Bond Markets.** The Fund may be impacted by the general condition of the bond markets and by factors that affect bonds and bond issuers. For example, as a general rule, bond prices and interest rates move

in opposite directions. When interest rates rise, bond prices tend to fall, and when interest rates fall, bond prices tend to go up. Bond income also is affected by changes in interest rates. Interest rates can rise or fall for a number of reasons, including, but not limited to, central bank monetary policy, inflationary or deflationary pressures, and changes in general market and economic conditions. Changing interest rates, including, but not limited to, rates that fall below zero, could have unpredictable effects on the overall market and may expose the bond markets in particular to heightened volatility and potential illiquidity. The degree to which the Fund is impacted by certain bond market risks may vary based on factors disclosed in its principal investment strategies, such as the types of bonds in which it invests and the overall credit quality, average maturity, and/or average duration of its bond holdings.

- **Interest Rate Risk.** During periods of rising interest rates, bond prices overall may decline, which could result in a decline in the Fund's value. The prices of longer-term bonds are more sensitive to changes in interest rates than the prices of shorter-term bonds.
- **Income Risk.** During periods of falling interest rates, the Fund's income may decline. The income paid by shorter-term bonds is subject to a higher degree of fluctuation than the income paid by longer-term bonds.
- **Credit Risk.** Credit risk refers to the chance that an issuer will default (fail to meet its credit obligations) or fail to make payments in a timely manner, which could result in a loss to the Fund. In addition, negative perceptions of an issuer's ability to make payments can cause the price of a security to decline. While all debt securities are subject to credit risk to some extent, those with higher credit quality ratings generally pose less credit risk than those with lower credit quality ratings.
- **Bond Liquidity Risk.** If the Fund is unable to sell a security at an advantageous time or price, its returns may be reduced. There may be limited trading in the secondary market for certain debt securities, which could make them more difficult to value or sell.
- **Call Risk.** Certain bonds held by the Fund may be callable. The issuer of a callable bond has the right to "call" (redeem) the bond before its maturity date. Calls on bonds held by the Fund would result in the Fund losing any price appreciation above the bond's call price. In addition, because bond calls occur more frequently during periods of falling interest rates, the Fund likely would be forced to reinvest the proceeds of any called bonds at a lower interest rate than that of the called bonds, resulting in a decline in the Fund's income and a potential loss in the value of the Fund's investments. Frequent bond calls and subsequent reinvestments of the proceeds also would increase the Fund's turnover rate.
- **Extension Risk.** During periods of rising interest rates, certain bonds held by the Fund may be paid off substantially more slowly than originally anticipated.

As a result, the value of the bonds may fall, resulting in a decline in the Fund's income and a potential loss in the value of the Fund's investments.

- **Active Management.** The Fund is actively managed. The advisor's security selection and/or strategy execution could cause the Fund to underperform relevant securities markets or other funds with a similar investment objective.
- **Investing in Derivatives.** Investing in derivatives may present risks different from, and/or greater than, those associated with investing directly in stocks, bonds, or other types of investments. Derivatives could expose the Fund to increased volatility and/or significant loss. Certain derivatives have an inherent leverage component, providing the Fund exposure to a sizable position in an underlying asset with a relatively small upfront investment at the time the Fund enters into the derivatives position. For these derivatives, an adverse change in the value or price of the underlying asset could result in a loss substantially greater than the amount invested in the derivative itself. Some derivatives require the Fund to enter into a contract with a counterparty. If the counterparty is unable or unwilling to fulfill its contractual obligation, the Fund may experience a loss. A liquid market may not always exist for the Fund's derivatives positions. The Fund may be unable to sell or otherwise exit its derivatives position at desired times or prices, which could also result in a loss to the Fund. Some derivatives, particularly OTC derivatives, can be complex and often are valued subjectively. Valuation may be more difficult in times of market turmoil since many investors and market makers may be reluctant to purchase complex instruments or quote prices for them. Improper valuations can result in increased cash payment requirements to counterparties or a loss of value to the Fund.

Derivatives may not perform as intended, which may result in losses to the Fund. For example, derivatives used for hedging or as a substitute for a portfolio instrument may not provide the expected benefits, particularly during adverse market conditions. The use of derivatives is also subject to legal risk, which includes the risk of loss resulting from insufficient or unenforceable contractual documentation, insufficient capacity or authority of the Fund's counterparty, and operational risk, which includes documentation or settlement issues, system failures, inadequate controls, and human error.

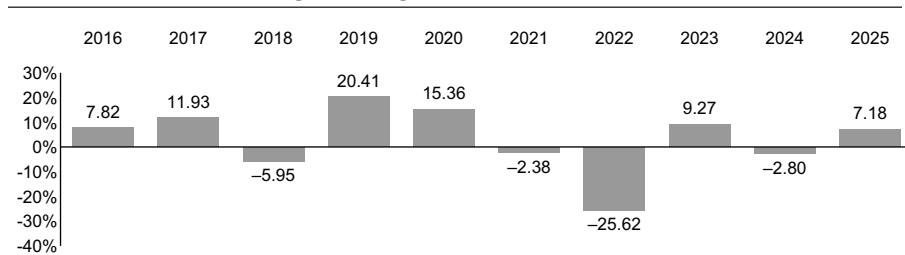
An investment in the Fund is not a deposit of a bank and is not insured or guaranteed by the Federal Deposit Insurance Corporation or any other government agency.

Annual Total Returns

The following bar chart and table show the Fund's historical performance and are intended to help you understand the risks of investing in the Fund. The bar chart shows how the performance of the Fund's Investor Shares has varied from one calendar year to another over the periods shown. The table shows how the average annual total returns of the share classes presented compare with those of a broad-based securities market index and one or more additional

indexes with similar investment characteristics as the Fund. Keep in mind that the Fund's past performance (before and after taxes) does not indicate how the Fund will perform in the future. Updated performance information is available on our website at vanguard.com/performance.

Annual Total Returns — Vanguard Long-Term Investment-Grade Fund Investor Shares¹



¹ The year-to-date return as of the most recent calendar quarter, which ended on March 31, 2026, was -0.85%.

During the periods shown in the bar chart, the highest and lowest returns for a calendar quarter were:

	Total Return	Quarter
Highest	13.07%	December 31, 2023
Lowest	-12.06%	June 30, 2022

Average Annual Total Returns for Periods Ended December 31, 2025

	1 Year	5 Years	10 Years
Vanguard Long-Term Investment-Grade Fund Investor Shares			
Return Before Taxes	7.18%	-3.74%	2.68%
Return After Taxes on Distributions	5.04	-5.52	0.66
Return After Taxes on Distributions and Sale of Fund Shares	4.22	-3.46	1.32
Vanguard Long-Term Investment-Grade Fund Admiral Shares			
Return Before Taxes	7.30%	-3.64%	2.79%
Bloomberg U.S. Long Credit A or Better Bond Index (reflects no deduction for fees, expenses, or taxes)			
	7.54%	-3.69%	2.59%
Bloomberg U.S. Aggregate Bond Index (reflects no deduction for fees, expenses, or taxes)			
	7.30	-0.36	2.01

Actual after-tax returns depend on your tax situation and may differ from those shown in the preceding table. When after-tax returns are calculated, it is assumed that the shareholder was in the highest individual federal marginal income tax bracket at the time of each distribution of income or capital gains or upon redemption. State and local income taxes are not reflected in the calculations. Please note that after-tax returns are shown only for the Investor

Shares and may differ for each share class. After-tax returns are not relevant for a shareholder who holds fund shares in a tax-deferred account, such as an individual retirement account or a 401(k) plan. Also, figures captioned *Return After Taxes on Distributions and Sale of Fund Shares* may be higher than other figures for the same period if a capital loss occurs upon redemption and results in an assumed tax deduction for the shareholder.

Investment Advisors

Wellington Management Company LLP (Wellington Management)

The Vanguard Group, Inc. (Vanguard) through its wholly owned subsidiary, Vanguard Capital Management (VCM). VCM exercises portfolio management responsibilities for the Fund.

Portfolio Managers

Blanton Keh, CFA, Portfolio Manager at VCM. He has co-managed a portion of the Fund since April 2026.

Arvind Narayanan, CFA, Principal of Vanguard and Senior Portfolio Manager at VCM. He has co-managed a portion of the Fund since 2019.

Daniel Shaykevich, Principal of Vanguard and Senior Portfolio Manager at VCM. He has co-managed a portion of the Fund since 2018.

Scott I. St. John, CFA, Senior Managing Director and Fixed Income Portfolio Manager of Wellington Management. He has managed a portion of the Fund since 2014.

Purchase and Sale of Fund Shares

If you invest directly with Vanguard, you may purchase or redeem shares online through our website (vanguard.com), by mail (The Vanguard Group, P.O. Box 982901, El Paso, TX 79998-2901), or by telephone (800-662-2739). The minimum investment amount required to open a Fund account for Investor Shares or Admiral Shares is generally \$3,000 or \$50,000, respectively. The minimum investment amount required to add to an existing Fund account is generally \$1.

Financial intermediaries, institutional clients, and Vanguard-advised clients should contact Vanguard for information on special eligibility rules that may apply to them regarding Admiral Shares. If you invest in Vanguard fund shares indirectly through an intermediary (including investing in shares through a brokerage account offered by Vanguard Brokerage Services[®]), please contact that firm directly for more information regarding your eligibility. If you invest in

Vanguard fund shares through an employer-sponsored retirement or savings plan, your plan administrator or your benefits office can provide you with detailed information on how you can invest through your plan.

Tax Information

The Fund's distributions may be taxable as ordinary income or capital gains. If you are investing through a tax-advantaged account, such as an IRA or an employer-sponsored retirement or savings plan, special tax rules apply. You should consult your own tax advisor with respect to any particular U.S. or non-U.S. tax consequences of your investment in the Fund.

Payments to Financial Intermediaries

The Fund and its advisors do not pay financial intermediaries for sales of Fund shares.

More on the Funds

This Prospectus provides information about the following Vanguard funds (each, a “Fund,” and collectively, the “Funds”):

- Vanguard Short-Term Treasury Fund
- Vanguard Short-Term Federal Fund
- Vanguard Short-Term Investment-Grade Fund
- Vanguard Intermediate-Term Treasury Fund
- Vanguard Intermediate-Term Investment-Grade Fund
- Vanguard GNMA Fund
- Vanguard Long-Term Treasury Fund
- Vanguard Long-Term Investment-Grade Fund

Each Fund is a series of Vanguard Fixed Income Securities Funds (the “Trust”). Reading this Prospectus will help you decide whether a Fund is the right investment for you.

As you consider an investment in a Fund, you should take into account your tolerance for fluctuations in the securities markets. The costs of investing are another important consideration. As a Fund shareholder, you will pay a proportionate share of the costs of operating a Fund and any transaction costs incurred when a Fund buys or sells securities, including costs generated by shareholders of other share classes to the extent a Fund offers more than one share class. These costs can erode a substantial portion of the gross income or the capital appreciation a Fund achieves. Even seemingly small differences can, over time, have a dramatic effect on a Fund’s performance.

Investment Objectives and More on Principal Investment Strategies

In this section, you will find more information about each Fund’s investment objective and the principal investment strategies and policies that each Fund uses in pursuit of its investment objective. The Trust’s board of trustees (the “Board”) oversees each Fund’s management. The Board may approve changes to a Fund’s strategies or policies in the interest of shareholders without shareholder approval unless the strategy or policy is designated as fundamental.

Investment Objectives

The Funds' investment objectives are as follows:

- *Vanguard Short-Term Treasury Fund* seeks to provide current income while maintaining limited price volatility.
- *Vanguard Short-Term Federal Fund* seeks to provide current income while maintaining limited price volatility.
- *Vanguard Short-Term Investment-Grade Fund* seeks to provide current income while maintaining limited price volatility.
- *Vanguard Intermediate-Term Treasury Fund* seeks to provide a moderate and sustainable level of current income.
- *Vanguard Intermediate-Term Investment-Grade Fund* seeks to provide a moderate and sustainable level of current income.
- *Vanguard GNMA Fund* seeks to provide a moderate level of current income.
- *Vanguard Long-Term Treasury Fund* seeks to provide a high and sustainable level of current income.
- *Vanguard Long-Term Investment-Grade Fund* seeks to provide a high and sustainable level of current income.

Each Fund's investment objective is not fundamental and may be changed without shareholder approval.

Implementation of Investment Objectives

The advisor(s) of each Fund seek(s) to achieve the Fund's investment objective by investing in bonds of various maturities, yields, and qualities. Bonds include fixed income securities such as corporate bonds; U.S. Treasury obligations and other U.S. government and agency securities; and asset-backed, mortgage-backed, and mortgage-related securities.

What is Active Management?

Actively managed funds typically seek to exceed the average returns of a particular financial market or market segment. Each Fund's advisor(s) will select securities to buy and sell based on the advisor's judgments about companies and their financial prospects, the prices of the securities, and the markets and the economy in general. In selecting securities, an advisor may rely on, among other things, research, market forecasts, quantitative models, and their own judgment and experience.

Under normal circumstances, each Fund invests at least 80% of its assets as follows:

- *Vanguard Short-Term Treasury Fund, Vanguard Intermediate-Term Treasury Fund, and Vanguard Long-Term Treasury Fund (each, a “Treasury Fund,” and together, the “Treasury Funds”).* Under normal circumstances, each Treasury Fund invests at least 80% of its net assets, plus the amount of any borrowings for investment purposes, in U.S. Treasury securities, which include bills, bonds, and notes issued by the U.S. Treasury.
- *Vanguard Short-Term Federal Fund.* Under normal circumstances, the Fund invests at least 80% of its net assets, plus the amount of any borrowings for investment purposes, in bonds issued or guaranteed by the U.S. government and its agencies and instrumentalities, many of which are not backed by the full faith and credit of the U.S. government.
- *Vanguard Short-Term Investment-Grade Fund, Vanguard Intermediate-Term Investment-Grade Fund, and Vanguard Long-Term Investment-Grade Fund (each, an “Investment-Grade Fund,” and together, the “Investment-Grade Funds”).* Under normal circumstances, each Investment-Grade Fund invests at least 80% of its net assets, plus the amount of any borrowings for investment purposes, in investment-grade fixed income securities (which include high- and medium-quality fixed income securities). For purposes of each Investment-Grade Fund’s 80% policy, investment-grade fixed income securities are those rated the equivalent of Baa3 and above by Moody’s or another independent rating agency, or if unrated, are determined to be of comparable quality by the Fund’s advisor.
- *Vanguard GNMA Fund.* Under normal circumstances, the Fund invests at least 80% of its net assets, plus the amount of any borrowings for investment purposes, in Government National Mortgage Association (“Ginnie Mae” or “GNMA”) pass-through certificates, which are fixed income securities representing part ownership in a pool of mortgage loans supported by the full faith and credit of the U.S. government.

For all Funds, investments in derivatives may be counted toward a Fund’s 80% policy to the extent that they provide investment exposure to the securities included within the policy or to one or more market risk factors associated with such securities. Each Fund may change its 80% policy only upon 60 days’ notice to shareholders.

Security Selection

The advisor(s) for each Fund buy(s) and sell(s) securities for the Fund based on each advisor's own judgements about a security's fundamentals, technical factors, valuation, and contribution to the overall portfolio.

Vanguard's actively managed fixed income funds follow a portfolio manager-driven process that uses both top-down and bottom-up inputs. Portfolio managers are responsible for portfolio construction and strategy, leveraging the top-down insights of Vanguard's senior investment leaders and Vanguard's Investment Strategy Group, the bottom-up insights of the sector teams, and the relative value views across fixed income sectors. Risk optimization measures are present throughout the investment process, and the Senior Investment Committee provides governance and oversight for the entire lineup.

Vanguard GNMA Fund's advisor (Wellington Management) uses a flexible and diversified strategy that seeks to generate total return in excess of the Bloomberg U.S. GNMA Bond Index. Wellington Management makes significant use of security selection to add value over a market cycle. The Securitized Investment Team establishes guidelines for the key drivers of return by analyzing a variety of frameworks for relative value, including cash flow and option-adjusted spreads on representative mortgage-backed securities in a variety of subsectors and maturities. The mortgage-backed securities analysts and portfolio managers use proprietary modeling, structural analysis, liquidity assessments, and trading strategies to develop investment strategies. Using the analyst input, the mortgage-backed portfolio manager is responsible for identifying attractive securities that implement portfolio strategy.

Vanguard Long-Term Investment-Grade Fund uses multiple investment advisors, including Vanguard through its wholly owned subsidiary VCM, each of which independently selects and maintains a portfolio of securities for the Fund. *Wellington Management*, advisor to a portion of Vanguard Long-Term Investment-Grade Fund, uses a process that combines top-down strategy with bottom-up fundamental research and comprehensive risk management. Broad strategy is developed by applying top-down sector, quality, and interest rate outlooks. The portfolio manager establishes the sector allocation and duration guidelines, and also uses Wellington Management's in-house fixed income credit analysts for bottom-up analysis and security recommendations. Final buy/sell decisions are made by the portfolio manager based on relative valuation and fundamental credit research.

The Funds seek to provide current income by investing in bonds that meet the maturity and credit quality standards disclosed in each Fund's principal investment strategies. Because these standards vary among the Funds (as shown in the tables that follow), the level of income provided by each Fund will

vary. Of the Funds offered in this Prospectus, Vanguard Short-Term Treasury Fund generally provides the least income and Vanguard Long-Term Investment-Grade Fund generally provides the most income.

The Funds' expected dollar-weighted average maturities are as follows:

Vanguard Fund	Primary Investments	Expected Dollar-Weighted Average Maturity
Vanguard Short-Term Treasury Fund	U.S. Treasury bonds	1–4 years
Vanguard Short-Term Federal Fund	U.S. government agency bonds	1–4 years
Vanguard Short-Term Investment-Grade Fund	Investment-grade bonds	1–4 years
Vanguard Intermediate-Term Treasury Fund	U.S. Treasury bonds	5–10 years
Vanguard Intermediate-Term Investment-Grade Fund	Investment-grade bonds	5–10 years
Vanguard GNMA Fund	GNMA pass-through certificates	Generally 3–10 years
Vanguard Long-Term Treasury Fund	U.S. Treasury bonds	15–30 years
Vanguard Long-Term Investment-Grade Fund	Investment-grade bonds	Generally 15–30 years

The Funds primarily purchase bonds of investment-grade quality. Investment-grade bonds include those rated the equivalent of A3 or better (high-quality) and those rated the equivalent of Baa1, Baa2, or Baa3 (medium-quality) by Moody's or another independent rating agency, as well as unrated bonds determined to be of comparable quality by the Fund's advisor. Each Investment-Grade Fund also may invest, with no more than 5% of its assets, in bonds or other securities rated below investment-grade, which are those rated the equivalent of Ba1 or lower by Moody's or another independent rating agency or, if unrated, determined to be of comparable quality by each Fund's advisor(s). The following table details the Funds' credit quality standards, which generally apply at the time of investment. Each Fund may continue to hold bonds that are downgraded after purchase, even if such bonds would no longer be eligible as new investments for the Fund.

Credit Ratings of the Funds' Investments (Percentage of Fund Assets Under Normal Circumstances)

Vanguard Fund	Issued or Backed by U.S. Gov't. or its Agencies and Instrumentalities	High or Highest Quality (Non-Gov't.)	Upper-Medium Quality	Medium Quality	Below Investment-Grade
Vanguard Short-Term Treasury Fund	100%	0%	0%	0%	0%
Vanguard Short-Term Federal Fund	90%	No more than 10%	0%	0%	0%
Vanguard Short-Term Investment-Grade Fund	_____	At least 80%_____	_____	_____	No more than 5%
Vanguard Intermediate-Term Treasury Fund	100%	0%	0%	0%	0%
Vanguard Intermediate-Term Investment-Grade Fund	_____	At least 80%_____	_____	_____	No more than 5%
Vanguard GNMA Fund	100%	0%	0%	0%	0%
Vanguard Long-Term Treasury Fund	100%	0%	0%	0%	0%
Vanguard Long-Term Investment-Grade Fund	_____	At least 65%_____	_____	No more than 30%	No more than 5%

As shown in the above table, Vanguard Long-Term Investment-Grade Fund may invest no more than 30% of its assets in medium-quality securities and no more than 5% of its assets in securities rated below investment-grade. Vanguard Short-Term Investment-Grade Fund and Vanguard Intermediate-Term Investment-Grade Fund may invest no more than 5% of their assets in securities rated below investment-grade. For each Investment-Grade Fund, these credit quality standards include any convertible securities and/or preferred stocks in which the Funds may invest. These investments are described under ***Other Types of Investments***.

In addition to bonds, each Fund may invest in derivatives such as fixed income futures contracts, fixed income options (including options on swaps), currency swaps, interest rate swaps, total return swaps, credit default swaps, or other derivatives. The Funds also may take short positions in certain derivatives.

What is a Short Sale?

In a short sale, a fund sells a security (or another instrument, such as a derivative) that it does not own. In order to deliver the security to the purchaser, the fund borrows the security from a third-party lender, typically a broker-dealer or an institutional investor, for a fee. This is referred to as taking a short position. The fund later closes out the short position by returning the security to the lender, typically by purchasing the same security on the open market. Short selling is often used in an attempt to profit from an anticipated downward price movement of a security.

Each Fund may invest in derivatives only if the expected risks and rewards of the derivatives are consistent with the investment objective, policies, strategies, and risks of the Fund as disclosed in this Prospectus. In particular, derivatives will be used when they may help the advisor accomplish one or more of the following:

- Invest in eligible asset classes with greater efficiency and lower cost than is possible through direct investment.
- Add value when these instruments are favorably priced.
- Adjust sensitivity to changes in interest rates.
- Adjust the overall credit risk of the portfolio or actively overweight or underweight credit risk to specified bond issuers.
- Hedge foreign currency exposure.
- Hedge foreign interest rate exposure.

Each Fund may enter into transactions involving mortgage-backed securities, such as To Be Announced (“TBA”) transactions or mortgage dollar rolls. A Fund may enter into TBA transactions as a buyer or a seller. When entering into TBA transactions as a seller, the Fund may sell a TBA mortgage-backed security that it does not hold (i.e., engage in a short sale). A Fund will use mortgage dollar rolls only if their use is consistent with the Fund’s investment objective and principal investment strategies.

Additional Information Regarding the Funds’ Investments

The Funds’ investments are described in more detail below.

What are Bonds?

Generally speaking, a **bond** represents a debt or loan issued by, for example, a corporation, a government, or a financial institution. In most instances, the issuer agrees to pay the bondholder a fixed, variable, or floating rate of interest for a specified length of time, and to repay the bond in full on a specified **maturity** date. The **income** earned by a bond (or its **yield**, when expressed as a percentage of the bond's price) can vary based on its **maturity**. Longer-term bonds tend to have higher yields than shorter-term bonds, but are more sensitive to fluctuations in value. By contrast, shorter-term bonds are less likely to fluctuate in value, but tend to have lower yields. A bond's **duration** is a measure of how sensitive its price is to changes in interest rates. For example, if a bond has a duration of 2 years, its price would fall by approximately 2% when interest rates rise by 1%. On the other hand, the bond's price would rise by approximately 2% when interest rates fall by 1%. A bond's **credit quality** rating is an assessment of the issuer's ability to make timely interest payments and repay the bond in full on its stated maturity date. The higher a bond's credit quality, the greater the perceived chance that the issuer will meet its payment obligations (and vice versa). Investment-grade bonds are those whose credit quality is considered by independent bond rating agencies, or through independent analysis conducted by an advisor, to be sufficient to ensure timely payment of principal and interest under current economic circumstances. Below investment-grade securities, which include bonds commonly known as "junk bonds," have lower credit quality ratings.

- *Corporate Bonds* are issued by businesses that want to borrow money for some purpose, often to develop a new product or service, to expand into a new market, or to buy another company. As with other types of bonds, the issuer promises to repay the principal on a specific date and to make interest payments in the meantime. The amount of interest offered depends both on market conditions and on the financial health of the corporation issuing the bonds. For example, companies with lower credit ratings generally need to offer a higher interest rate in order to obtain buyers for their bonds.
- *U.S. Government and Agency Securities* represent loans by investors to the U.S. Treasury or to a wide variety of government agencies and instrumentalities. Securities issued by the U.S. Treasury and a small number of U.S. government agencies (such as the Government National Mortgage Association) are backed by the full faith and credit of the U.S. government. However, securities issued by most U.S. government entities, including the U.S. government-sponsored enterprises discussed below, are neither guaranteed by the U.S. Treasury nor backed by the full faith and

credit of the U.S. government. The market values of U.S. government and agency securities and U.S. Treasury securities are subject to fluctuation and to the expectation that the U.S. Treasury will be able to honor its obligations.

A number of government-sponsored enterprises, such as the Federal Home Loan Mortgage Corporation, the Federal National Mortgage Association, and the Federal Home Loan Banks, issue debt and mortgage-backed securities. Although government-sponsored enterprises may be chartered or sponsored by acts of Congress, they are not funded by congressional appropriations. For example, in September 2008, the U.S. Treasury placed the Federal National Mortgage Association and the Federal Home Loan Mortgage Corporation under conservatorship and appointed the Federal Housing Finance Agency to manage their daily operations. In addition, the U.S. Treasury entered into purchase agreements with the Federal National Mortgage Association and the Federal Home Loan Mortgage Corporation to provide them with capital in exchange for senior preferred stock. However, in general, a government-sponsored enterprise's securities are neither issued nor guaranteed by the U.S. Treasury, and they are not backed by the full faith and credit of the U.S. government. In most cases, securities issued by a government-sponsored enterprise are supported only by the credit of the government-sponsored enterprise itself. In some cases, a government-sponsored enterprise's securities may be supported by the ability of the government-sponsored enterprise to borrow from the U.S. Treasury or may be supported by the U.S. government in another way.

- *Mortgage-Backed Securities* represent partial ownership in pools of commercial or residential mortgage loans made by financial institutions to finance a borrower's real estate purchase. These loans are packaged by private corporations (non-agency mortgage-backed securities) or government issuers (agency mortgage-backed securities) for sale to investors. As the underlying mortgage loans are paid by borrowers, the investors receive payments of interest and principal.

As discussed under *U.S. Government and Agency Securities*, most mortgage-backed securities issued by U.S. government entities or government-sponsored enterprises are neither guaranteed by the U.S. Treasury nor backed by the full faith and credit of the U.S. government. One exception is securities issued by the Government National Mortgage Association, which are backed by the full faith and credit of the U.S. government.

- *Mortgage Dollar Rolls* are transactions in which a fund sells mortgage-backed securities to a dealer and simultaneously agrees to purchase similar securities in the future at a predetermined price. Entering into a mortgage dollar roll transaction has the potential to enhance a fund's

returns and reduce its administrative burdens compared to an investment in a traditional mortgage-backed security. The use of mortgage dollar rolls may increase a fund's portfolio turnover rate.

- *Derivatives*, in general, are financial contracts whose value is based on the value of a financial asset (such as a stock, a bond, or a currency), a physical asset (such as gold, oil, or wheat), a market index, or a reference rate.
- *TBA Mortgage-Backed Securities* represent an agreement to buy or sell mortgage-backed securities with agreed-upon characteristics for a fixed unit price at a future date, but do not specify the particular securities to be delivered.

More on Fund Risks

Investing in the securities markets can result in a loss of principal. Each Fund is subject to a variety of risks, including the principal risks listed below, that can impact its net asset value (NAV), performance, and ability to achieve its investment objective.

More on Principal Risks

General Market Risk. The markets in which the Funds invest can be affected by a variety of factors. These factors, which can be real or perceived, may include economic, market, political, and regulatory conditions and developments as well as local, regional, or global events such as wars, military conflicts, natural disasters, and public health issues. In addition, investor sentiment and expectations regarding these factors can also impact the markets. Different parts of the market, including different industries and sectors as well as different types of securities, may react differently to factors that affect the market. These factors can contribute to market uncertainty, market volatility, and fluctuations in the value of the Funds' investments, thereby resulting in potential losses to the Funds over short or long periods.

Investing in Bond Markets. Each Fund may be impacted by the general condition of the bond markets and by factors that affect bonds and bond issuers. For example, as a general rule, bond prices and interest rates move in opposite directions. When interest rates rise, bond prices tend to fall, and when interest rates fall, bond prices tend to go up. Bond income also is affected by changes in interest rates. Interest rates can rise or fall for a number of reasons, including, but not limited to, central bank monetary policy, inflationary or deflationary pressures, and changes in general market and economic conditions. Changing interest rates, including, but not limited to, rates that fall

below zero, could have unpredictable effects on the overall market and may expose the bond markets in particular to heightened volatility and potential illiquidity. The degree to which a Fund is impacted by the following bond market risks may vary based on factors disclosed throughout this Prospectus, such as the types of bonds in which it invests and the overall credit quality, average maturity, and/or average duration of its bond holdings.

Interest Rate Risk. A Fund's investments in bonds can be sensitive to interest rate changes and may be affected differently depending on the overall interest rate environment. During periods of rising interest rates, bond prices overall may decline, which could result in a decline in a Fund's value. The prices of longer-term bonds are more sensitive to changes in interest rates than the prices of shorter-term bonds.

Income Risk. During periods of falling interest rates, a Fund's income may decline because the Fund may have to invest new cash flow and cash from maturing bonds in bonds with lower yields. The income paid by shorter-term bonds is subject to a higher degree of fluctuation than the income paid by longer-term bonds.

Credit Risk. Credit risk refers to the chance that an issuer will default (fail to meet its credit obligations) or fail to make payments in a timely manner, which could result in a loss to a Fund. In addition, negative perceptions of an issuer's ability to make payments can cause the price of a security to decline. A Fund could be impacted by factors negatively impacting the issuers of its corporate bond holdings. For example, if a company is restructured, there could be a substantial decline in the credit quality and market value of any bonds issued by that company. While all debt securities are subject to credit risk to some extent, those with higher credit quality ratings generally pose less credit risk than those with lower credit quality ratings.

Bond Liquidity Risk. If a Fund is unable to sell a security at an advantageous time or price, its returns may be reduced. There may be limited trading in the secondary market for certain debt securities, which could make them more difficult to value or sell. For example, liquidity in the corporate bond market may be impacted by overall market conditions or by a decline in the availability of credit.

Call Risk. Certain bonds held by a Fund may be callable. The issuer of a callable bond has the right to "call" (redeem) the bond before its maturity date. When a bond is called, the principal value of the bond is repaid earlier than anticipated (prepayment) and the investor (in this case, a Fund) no longer receives the interest payments that would have been paid up to the expected

maturity date. In addition, bond calls and the resulting prepayments cause a Fund to lose any price appreciation that would have occurred between the time the bond was called and its original maturity date.

During periods of falling interest rates, it benefits issuers to call bonds with high interest rates. When this occurs, a Fund likely will be forced to reinvest the proceeds of any called bonds at a lower interest rate than that of the called bonds, resulting in a decline in the Fund's income and a potential loss in the value of the Fund's investments. If a Fund holds multiple callable bonds, frequent bond calls (as is likely during periods of falling interest rates) and the Fund's subsequent reinvestment of the proceeds also would increase the Fund's turnover rate.

Prepayment Risk. Certain bonds may be repaid in full prior to their maturity dates. Prepayment can be driven by bond calls (see **Call Risk**) or by borrowers repaying their debt earlier than anticipated (in the case of mortgage-backed, asset-backed, and similar debt securities such as collateralized mortgage obligations). In both cases, prepayment results in the principal value of a bond being repaid prior to its maturity date, resulting in fewer interest payments overall. Prepayments cause the investor (in this case, a Fund) to lose any price appreciation that would have occurred between the time the principal was paid in full and the original maturity date.

Prepayments occur more frequently in low interest rate environments. For example, during periods of falling interest rates, homeowners are more likely to refinance their mortgages, resulting in prepayment of mortgage-backed securities. Similarly, credit card holders are more likely to pay off their credit card bills, resulting in prepayment of asset-backed securities. As an investor in these securities, a Fund likely would be forced to reinvest the proceeds from any prepayments at a lower interest rate than when the prepaid bonds were purchased, resulting in a decline in the Fund's income and a potential loss in the value of the Fund's investments. In addition, frequent prepayments (as is likely during periods of falling interest rates) and a Fund's subsequent reinvestment of the proceeds would increase the Fund's turnover rate.

Extension Risk. During periods of rising interest rates, certain bonds held by a Fund may be paid off substantially more slowly than originally anticipated. As a result, the value of the bonds may fall, resulting in a decline in a Fund's income and a potential loss in the value of the Fund's investments. For example, investments in mortgage-backed securities are subject to the risk that homeowners will repay their mortgages more slowly than anticipated during periods of rising interest rates, which would extend the duration of mortgage-backed securities held by a Fund. The proceeds from such securities would then be unavailable to reinvest at higher interest rates.

TBA Mortgage-Backed Securities. A TBA transaction represents an agreement to buy or sell mortgage-backed securities with agreed-upon characteristics for a fixed unit price at a future date, but does not specify the particular security to be delivered. TBA transactions are subject to the risk that the values of the mortgage-backed securities that a Fund has agreed to purchase will decline prior to the settlement date or that the counterparty will not deliver the securities as promised.

Active Management. Each Fund is actively managed. Active management permits the advisor(s) to use reasonable discretion on how to invest the assets of each Fund in a manner that helps the advisor(s) achieve the strategy of the Fund. The advisor's security selection and/or strategy execution could cause each Fund to underperform relevant securities markets or other funds with a similar investment objective. All else being equal, actively managed funds can have higher fees and expenses than passively managed funds.

Investing in Derivatives. Each Fund's use of derivatives may introduce risks that are different from, and/or greater than, investing directly in stocks, bonds, or other types of investments. These risks include:

Leverage Risk. Certain derivatives have an inherent leverage component, providing a Fund exposure to a sizable position in an underlying asset with a relatively small upfront investment at the time the Fund enters into the derivatives position. An adverse change in the value or price of the underlying asset could result in a loss substantially greater than the amount invested in the derivative itself. Some derivatives have the potential for unlimited loss, regardless of the size of the initial investment. As a result, investing in derivatives may make the Fund's returns more volatile and increase the risk of loss. In certain market conditions, derivatives losses can increase at the same time the value of the Fund's other assets fall, resulting in the Fund's derivative positions becoming a larger percentage of the Fund's investments.

Counterparty Risk. Certain derivatives do not trade on an established exchange (referred to as over-the-counter (OTC) derivatives) and are simply financial contracts between a Fund and a counterparty. For these derivatives, the Fund is dependent on the counterparty to perform its obligations under the derivatives contract. Many counterparties are financial institutions such as banks and broker-dealers and their creditworthiness (and ability to pay or perform) may be negatively impacted by many factors. If the counterparty chooses to default on its obligations, or if it becomes bankrupt or insolvent and unable to fulfill its obligations, the Fund may experience delayed, partial, or nonpayment of amounts due under the derivatives contract, and the Fund's ability to recover the collateral that the Fund has posted with the counterparty may also be delayed or impaired. For derivatives traded on a centralized exchange, the

Fund generally is dependent on the solvency of the relevant exchange or clearing house to deliver payments on derivatives for which the Fund is owed money.

Derivatives Liquidity Risk. A liquid market may not always exist for each Fund's derivatives positions. There is a smaller pool of buyers and sellers for certain derivatives than there is for more traditional investments such as stocks. These buyers and sellers are often financial institutions that may be unable or unwilling to buy or sell derivatives, particularly during times of financial or market stress. The market for derivatives could suddenly become illiquid, which may result in significant, rapid, and unpredictable changes in the prices for derivatives. As a result, derivative instruments may be less liquid than more traditional investments, and the Fund may be unable to sell or otherwise exit its derivatives positions at a desirable time or price. If the Fund is unable to exit its derivatives positions, the Fund may suffer further losses of value in its derivatives holdings. In certain circumstances, a Fund may be forced to hold a derivative to maturity and take or make delivery of the underlying asset that the Fund would otherwise avoid.

Valuation Risk. Certain derivatives, particularly OTC derivatives, can be complex and often are valued subjectively. Valuation may be more difficult in times of market turmoil since many investors and market makers may be reluctant to purchase complex instruments or quote prices for them. Improper valuations can result in increased cash payment requirements to counterparties or a loss of value to a Fund.

Other Derivatives Risks. Derivatives are highly specialized instruments that require investment techniques different from those associated with stocks, bonds, and other more traditional investments, and there is no guarantee that the use of derivatives will achieve their intended result. For example, if a Fund uses derivatives as a hedge against, or as a substitute for, a portfolio instrument, the Fund will be exposed to the risk that the derivative will have or will develop imperfect or no correlation with the portfolio instrument. This could cause substantial losses for the Fund. Although hedging strategies involving derivatives can reduce the risk of loss, they can also reduce the opportunity for gain or even result in losses by offsetting favorable price movements in other fund investments. There is also the risk that during adverse market conditions, an instrument which would usually operate as a hedge provides no hedging benefits at all.

Derivatives are subject to extensive regulations in the United States and other non-U.S. jurisdictions. Compliance with these regulations could increase the costs and risks of trading in derivatives and, as a result, may affect the Fund's returns. The use of derivatives is also subject to legal risk, which includes the risk of loss resulting from insufficient or unenforceable contractual

documentation, insufficient capacity or authority of a Fund's counterparty, and operational risk, which includes documentation or settlement issues, system failures, inadequate controls, and human error.

Short Selling. A Fund may lose money in connection with its short sales of certain securities and/or derivatives. Short selling involves higher transaction costs than "long-only" investing, which could offset any resulting gains or increase any resulting losses. A Fund's ability to profit from a short sale depends on whether the security it borrows to cover the short position declines in price before the Fund repurchases it. However, there can be no guarantee that the security needed to cover a short position will be available for purchase on the open market, nor can there be any guarantee that the price of the borrowed security will decline. In fact, the security's price may rise, which would increase the cost to the Fund to repurchase the security and ultimately result in a loss to the Fund. A Fund's purchase of a security to close out a short position could cause the price of the security to rise even further, exacerbating the loss. Because there is no upward limit on how high the price of a borrowed security could rise, engaging in short sales theoretically subjects the Fund to the risk of unlimited loss.

Additional Risks

Geopolitical and Sanctions Risk. Due to growing dependencies between global economies, geopolitical events can negatively affect all securities, markets, and economies. It is possible that events which only impact one geographic area could have negative short- or long-term effects on markets, issuers, and/or exchanges in the United States and other countries.

At times, the United States, other governments, or other supranational bodies (e.g., the United Nations) may impose sanctions on countries and/or entities in response to geopolitical events or other priorities. Compliance with sanctions could impact the Funds, including the Funds' abilities to transact in or obtain exposure to certain foreign securities and assets. Sanctions also could cause significant losses to the Funds' investments and their performance could be negatively impacted. In lieu of sanctions, companies or specific goods that the company produces could be subjected to trade embargoes or tariffs, which can also affect securities markets and create volatility. So long as sanctions do not prohibit investment in the company or issuer, the Funds typically also would not be prohibited from investing in the affected company or issuer.

Potential Redemption Activity Impacts. The Vanguard funds can be negatively impacted by certain large redemptions. These redemptions could occur due to a single shareholder or multiple shareholders deciding to sell a large quantity of shares of a fund or a share class of the fund. Large redemptions can occur for many reasons, either as a result of actions taken by

the Vanguard funds or their advisors, or as a result of events unrelated to actions taken by the Vanguard funds or their advisors. Actions taken by the Vanguard funds or their advisors could include, but are not limited to, changes to a fund's advisor(s), changes to a fund's portfolio manager(s), changes to the composition of a fund's portfolio, and/or other product changes or launches that, for example, result in shareholders redeeming shares of one fund to purchase shares of another fund or investment vehicle. For a fund of funds, actions taken by the Vanguard funds or their advisors could include a withdrawal from an underlying fund or a change in the allocation to underlying funds. Events unrelated to actions taken by the Vanguard funds or their advisors could include shareholders selling out of a fund in response to market movements or regulatory changes.

A large redemption could adversely affect a fund's liquidity and NAV. For example, a large redemption could require a fund's manager to sell portfolio holdings at unplanned or inopportune times. The manager's sale of these holdings, which is a taxable event, could require the fund to distribute any corresponding capital gains or other taxable income to the fund's remaining shareholders; see *Dividends, Distributions, and Taxes* in the **Investing in Vanguard Funds** section for additional information. The increased trading activity could also increase underlying costs for the fund due to commissions paid by the fund. When large redemptions occur, the Vanguard funds reserve the right to pay all or part of the redemptions in-kind and/or delay payment of the redemption proceeds for up to seven calendar days; see "Methods Used to Meet Redemption Requests" under *Purchase, Redemption, and Exchange of Fund Shares* in the **Investing in Vanguard Funds** section.

Other Investment Policies

In addition to employing its principal investment strategies, each Fund may use the following other investment strategies and types of investments in order to achieve its investment objective.

Other Types of Investments

Each Fund may invest up to 15% of its net assets in illiquid securities. Illiquid securities are investments that a Fund reasonably expects cannot be sold or disposed of in current market conditions in seven calendar days or less without the sale or disposition significantly changing the market value of the investment. Restricted securities are a special type of illiquid security; these securities have not been publicly issued and legally can be resold only to qualified buyers.

Each Fund may invest in cash equivalent investments (including repurchase agreements) and/or collateralized mortgage obligations. Vanguard Short-Term Federal Fund and each Investment-Grade Fund also may invest in asset-backed securities. In addition, each Investment-Grade Fund may invest in

convertible securities, foreign currency bonds, international dollar-denominated bonds, municipal bonds, securities rated below investment-grade (also referred to as high-yield securities or “junk” bonds), and/or preferred stocks. A description of each of these investments is provided below.

Asset-backed securities represent a participation in, or are secured by and payable from, pools of underlying assets such as bank loans or credit card, automobile, or trade receivables.

Collateralized mortgage obligations or “CMOs” are bonds collateralized by mortgages or mortgage-pass through securities. The rights to receive principal and interest payments, called “cash flow rights,” on underlying mortgages are divided up and prioritized to create short-, intermediate-, and long-term bonds. CMOs rely on assumptions about the timing of cash flows on the underlying mortgages, including expected rates of prepayment. If these assumptions are wrong, the bond’s maturity could shorten or lengthen.

Convertible securities are bonds or preferred stocks that are convertible into, or exchangeable for, common stocks.

Foreign currency bonds are issued by foreign governments, government agencies, and companies and are denominated in the local currency of the foreign issuer.

High-yield securities are rated below investment-grade by independent rating agencies. These securities are issued by corporations or other entities whose ability to pay interest and principal in a timely manner is considered questionable, which is reflected in their lower credit quality ratings. High-yield securities typically pay more interest than equivalent investment-grade securities in order to attract investors. Some high-yield securities are issued by smaller, less-established companies, while others are issued as part of a corporate restructuring such as an acquisition, a merger, or a leveraged buyout. Some high-yield securities were once rated investment-grade, but have since been downgraded due to financial difficulties or other factors affecting their issuers. By contrast, if an issuer’s financial condition improves, its high-yield securities could be upgraded to investment-grade.

International dollar-denominated bonds are U.S. dollar-denominated bonds issued by foreign governments, agencies and instrumentalities of foreign governments, foreign corporations, or U.S. affiliates of foreign corporations. Because the values of such bonds are designated in the U.S. dollar rather than the issuer’s local currency, it is the issuer that assumes the currency risk, usually to attract U.S. investors. As a result, the values of international dollar-denominated bonds are not affected directly by currency movements. However, if the foreign issuer’s local currency weakens significantly compared to the U.S. dollar, negative perceptions of the issuer’s ability to make payments

could cause the issuer's bonds to decline in value. Many issuers of international dollar-denominated bonds manage this risk by hedging their currency exposure, and their effectiveness in doing so is reflected in their credit rating.

Municipal bonds represent loans by an investor to state or local governments or to other governmental authorities.

Preferred stocks distribute set dividends from the issuer. The preferred stockholder's claim on the issuer's income and assets ranks before that of common stockholders, but after that of bondholders.

Repurchase agreements are agreements in which a bank, a securities dealer, or another counterparty that meets minimum credit requirements sells government securities and agrees to repurchase the securities on a specific date (normally the next business day) at a specific price. The securities purchased serve as collateral for the counterparty's repurchase obligation. Vanguard Short-Term Federal Fund, Vanguard GNMA Fund, and each Treasury Fund may only invest in repurchase agreements that are collateralized by U.S. Treasury or U.S. government agency securities.

Each Fund may invest a small portion of its assets in fixed income futures, which are a type of derivative, and/or shares of exchange-traded funds (ETFs). These fixed income futures and ETFs typically provide returns similar to those of bonds. A Fund may purchase futures or ETFs when doing so will reduce the Fund's transaction costs, facilitate cash management, mitigate risk, or have the potential to add value because the instruments are favorably priced. Vanguard receives no additional revenue from Fund assets invested in ETF shares of other Vanguard funds. Fund assets invested in ETF shares of other Vanguard funds are excluded when allocating to the Fund its share of the costs of Vanguard operations.

Cash Management

Each Fund's daily cash balance may be invested in one or more Vanguard CMT Funds, which are used as cash management vehicles for the Vanguard funds. When investing in a CMT Fund, each Fund bears its proportionate share of the expenses of the CMT Fund in which it invests. Vanguard receives no additional revenue from Fund assets invested in a CMT Fund.

Temporary Defensive Measures

Each Fund may temporarily depart from its normal investment policies and strategies when an advisor believes that doing so is in the Fund's best interest, so long as the strategy or policy employed is consistent with the Fund's investment objective. For instance, a Fund may invest beyond its normal limits in derivatives or exchange-traded funds that are consistent with the Fund's investment objective when those instruments are favorably priced or provide

needed liquidity, as might be the case if the Fund is transitioning assets from one advisor to another or receives large cash flows that it cannot prudently invest immediately.

In addition, the Fund may take temporary defensive positions that are inconsistent with its normal investment policies and strategies—for instance, by allocating substantial assets to cash equivalent investments or other less volatile instruments—in response to adverse or unusual market, economic, political, or other conditions. In doing so, the Fund may succeed in avoiding losses but may otherwise fail to achieve its investment objective.

Cash equivalent investments include cash deposits, short-term bank deposits, and money market instruments such as U.S. Treasury bills and notes, bank certificates of deposit (CDs), repurchase agreements, commercial paper, and banker's acceptances.

Portfolio Holdings

Please consult the Funds' *Statement of Additional Information* or Vanguard's website for a description of the policies and procedures that govern disclosure of each Fund's portfolio holdings.

Management and Distribution of the Funds

Each Fund is a member of The Vanguard Group, Inc. (Vanguard), a family of over 200 funds. All of the funds that are members of Vanguard (other than funds of funds) share in the expenses associated with administrative services and business operations, such as personnel, office space, and equipment.

Vanguard Marketing Corporation provides marketing services to the funds. Although fund shareholders do not pay sales commissions or 12b-1 distribution fees, each fund (other than a fund of funds) or each share class of a fund (in the case of a fund with multiple share classes) pays its allocated share of the Vanguard funds' marketing costs.

How is Vanguard's Corporate Structure Unique?

Vanguard is owned jointly by the funds it oversees and thus indirectly by the shareholders in those funds. Most other mutual funds are operated by management companies that are owned by third parties—either public or private stockholders—and not by the funds they serve.

Investment Advisors

The Vanguard Group, Inc., P.O. Box 2600, Valley Forge, PA 19482, which began operations in 1975, serves as advisor to the Funds (except for Vanguard GNMA Fund) through Vanguard Capital Management (VCM). VCM exercises portfolio management responsibilities for the Funds (except for Vanguard GNMA Fund). As of January 31, 2026, Vanguard served as advisor for approximately \$10.1 trillion in assets. Vanguard, through VCM, provides investment advisory services to the Funds (except for Vanguard GNMA Fund) pursuant to the Funds' Service Agreement and an intercompany service agreement between Vanguard and VCM, subject to the supervision and oversight of the trustees and officers of the Funds.

VCM, P.O. Box 2600, Valley Forge, PA 19482, is a wholly owned subsidiary of Vanguard and was established in 2025. As of January 31, 2026, VCM exercised portfolio management responsibilities for approximately \$8.1 trillion in assets.

Wellington Management Company LLP, 280 Congress Street, Boston, MA 02210, a Delaware limited liability partnership, serves as advisor to Vanguard GNMA Fund and as co-advisor (along with Vanguard, through VMC) to Vanguard Long-Term Investment-Grade Fund. Wellington Management is an investment counseling firm that provides investment services to investment companies, employee benefit plans, endowments, foundations, and other institutions. Wellington Management and its predecessor organizations have provided investment advisory services for over 90 years. Wellington Management is owned by the partners of Wellington Management Group LLP, a Massachusetts limited liability partnership. As of January 31, 2026, Wellington Management and its investment advisory affiliates had investment management authority with respect to approximately \$1.4 trillion in assets. Wellington Management manages Vanguard GNMA Fund and its assigned portion of Vanguard Long-Term Investment Grade Fund's assets, subject to the supervision and oversight of Vanguard and the trustees and officers of the Funds.

Vanguard GNMA Fund and Vanguard Long-Term Investment-Grade Fund each pay Wellington Management a fee, which is paid quarterly and is a percentage of average daily net assets under management by Wellington Management during the most recent fiscal quarter. The fee has breakpoints, which means that the percentage declines as assets go up.

For the fiscal year ended January 31, 2026, the advisory expenses or fees for Vanguard GNMA Fund, Vanguard Intermediate-Term Treasury Fund, Vanguard Long-Term Treasury Fund, Vanguard Short-Term Federal Fund, and Vanguard Short-Term Treasury Fund represented an effective annual rate of 0.01% of each Fund's average net assets; and for Vanguard Short-Term Investment-Grade Fund, Vanguard Intermediate-Term Investment-Grade Fund, and Vanguard Long-Term Investment-Grade Fund represented an effective annual rate of 0.02% of each Fund's average net assets.

Each Fund reserves the right to utilize a different manager approach in the future. Under the terms of an SEC exemption, the Board may, without prior approval from shareholders, change the terms of an advisory agreement with a third-party investment advisor or hire a new third-party investment advisor—either as a replacement for an existing advisor or as an additional advisor. Any significant change in a Fund’s advisory arrangement will be communicated to shareholders in writing. As Vanguard is the Funds’ sponsor and overall manager, Vanguard, through VCM, may provide investment advisory services to a Fund under certain circumstances. Vanguard may also recommend to the Board that an advisor be hired, terminated, or replaced or that the terms of an existing advisory agreement be revised. The Funds have filed an application seeking an SEC exemption with respect to investment advisors that are wholly owned subsidiaries of Vanguard. If the exemption is granted, the Funds may rely on the new SEC relief.

A discussion regarding the basis for the Board’s approval of each Fund’s investment advisory arrangement is available in the Fund’s Form N-CSR filed with the SEC for the fiscal period ended July 31 and in the applicable Financial Statements and Other Information document available on the Fund’s website.

The managers primarily responsible for the day-to-day management of the Funds are:

Brian Conroy, CFA, Senior Managing Director and Fixed Income Portfolio Manager of Wellington Management. He has worked in investment management since 2005, has been with Wellington Management since 2012, and has managed Vanguard GNMA Fund since 2019. Education: B.A., Harvard College; M.B.A., Harvard Business School.

Blanton Keh, CFA, Portfolio Manager at VCM. He has worked in investment management since 2001, has been with Vanguard since 2025, and has co-managed Vanguard Long-Term Investment-Grade Fund since April 2026. Education: B.S., California State Polytechnic University – Pomona; M.S., University of California, Los Angeles; M.B.A., University of California Anderson School of Management.

Peter Lee, CFA, Portfolio Manager at VCM. He has worked in investment management since 2006, has been with Vanguard since 2012, and he has co-managed Vanguard Intermediate-Term Investment-Grade Fund since April 2026. Education: B.S., Villanova University; M.B.A., University of Virginia Darden School of Business.

Arvind Narayanan, CFA, Principal of Vanguard and Senior Portfolio Manager at VCM. He has worked in investment management since 2002, has managed investment portfolios since 2006, has been with Vanguard since 2019, has co-managed Vanguard Short-Term Investment-Grade and Intermediate-Term

Investment-Grade Funds since 2019, and has co-managed a portion of Vanguard Long-Term Investment-Grade Fund since 2019. Education: B.A., Goucher College; M.B.A., New York University.

Thanh Nguyen, CFA, Portfolio Manager at VCM. She has worked in investment management since 2005, has been with Vanguard since 2013, has managed investment portfolios since 2014, and has co-managed Vanguard Short-Term Investment-Grade Fund since April 2026. Education: B.A., Ohio Wesleyan University; M.B.A., The Wharton School of the University of Pennsylvania.

Alexander Payne, CFA, Portfolio Manager at VCM. He has worked in investment management since 2006, has been with Vanguard since 2026, and he has co-managed Vanguard Short-Term Treasury Fund, Vanguard Intermediate-Term Treasury Fund, Vanguard Long-Term Treasury Fund and Vanguard Short-Term Federal Fund since April 2026. Education: B.A., Dartmouth College.

Nathan Persons, Portfolio Manager at VCM. He has been with Vanguard since 2006, has worked in investment management since 2008, has managed investment portfolios since 2022, and has co-managed Vanguard Short-Term Treasury Fund, Vanguard Short-Term Federal Fund, Vanguard Intermediate-Term Treasury Fund, and Vanguard Long-Term Treasury Fund since January 2025. Education: B.S., Delaware Valley University; M.B.A., Temple University.

Brian W. Quigley, CFA, Portfolio Manager at VCM. He has been with Vanguard since 2003, has worked in investment management since 2005, has managed Vanguard Short-Term Federal Fund since 2015, and has co-managed Vanguard Short-Term Treasury, Intermediate-Term Treasury, and Long-Term Treasury Funds since 2021. Education: B.S., Lehigh University.

Daniel Shaykevich, Principal of Vanguard and Senior Portfolio Manager at VCM. He has worked in investment management since 2001, has managed investment portfolios since 2004, has been with Vanguard since 2013, has co-managed Vanguard Short-Term Investment-Grade and Intermediate-Term Investment-Grade Funds since 2018, and has co-managed a portion of Vanguard Long-Term Investment-Grade Fund since 2018. Education: B.S., Carnegie Mellon University.

Scott I. St. John, CFA, Senior Managing Director and Fixed Income Portfolio Manager of Wellington Management. He has worked in investment management since 1995, has been with Wellington Management since 2003, and has managed a portion of Vanguard Long-Term Investment-Grade Fund since 2014. Education: B.S., Cornell University; M.B.A., University of Rochester.

The Funds' *Statement of Additional Information* provides information about each portfolio manager's compensation, other accounts under management, and ownership of shares of the Funds.

Investing in Vanguard Funds

In this section, you will find information regarding buying and selling Vanguard fund shares. Vanguard reserves the right to change the policies in this section without notice. Please call or visit our website for current information. See **Contacting Vanguard**.

The availability of certain Vanguard fund share classes and/or shareholder services described in this Prospectus will depend on the policies and procedures of the different accounts or investment products through which you hold your Vanguard fund shares. Vanguard fund shares can be held indirectly through financial intermediaries, or through investment products that use the funds as underlying investments such as employer-sponsored retirement or savings plans. In certain circumstances, Vanguard fund shares can be held directly with Vanguard.

If you hold Vanguard fund shares through accounts maintained by a financial intermediary, such as your securities dealer, broker, investment advisor, bank, other financial institution, **including shares held in a brokerage account with Vanguard Brokerage Services**[®], or through an investment product such as an employer-sponsored retirement or savings plan, please consult your financial intermediary to determine which share classes are available to you and to learn about other rules that apply to your accounts. Your financial intermediary may impose rules that differ from, and/or charge a transaction or other fee in addition to, those described in this Prospectus. Please consult your financial intermediary for details. If you hold Vanguard fund shares through an employer-sponsored retirement or savings plan, your plan administrator or your employee benefits office can provide you with detailed information on how to participate in your plan and how to elect a Vanguard fund as an investment option.

If you hold Vanguard fund shares directly with Vanguard, you should carefully read each topic within this section that pertains to investing directly with Vanguard. Vanguard reserves the right, upon reasonable notice, to discontinue the ability to hold Vanguard fund shares directly with Vanguard for any or all investors and/or to transfer such shares to an affiliate or other financial institution. For more information regarding your account and the shareholder services offered through your account, you may contact Vanguard by phone, by mail, or through our website. See **Contacting Vanguard**.

For Vanguard fund shares held directly with Vanguard, each fund you hold in an account is a separate “fund account.” For example, if you hold three funds in a nonretirement account titled in your own name, two funds in a nonretirement account titled jointly with your spouse, and one fund in an individual retirement account, you have six fund accounts—and this is true even if you hold the same

fund in multiple accounts. Note that each reference to “you” in this Prospectus applies to any one or more registered account owners or persons authorized to transact on your account.

Share Classes and Converting Shares

Share Class Overview

Each Vanguard fund may offer one or more share classes. If a Vanguard fund offers multiple share classes, each share class has the same investment objective, strategies, and policies. However, because different share classes can have different expenses, their investment returns may differ.

The following share classes are offered by the Funds:

- Investor Shares, which generally require a minimum initial investment of \$3,000.
- Admiral Shares, which generally require a minimum initial investment of \$50,000.
- Institutional Shares, only offered by Vanguard Short-Term Investment-Grade Fund, which generally require a minimum initial investment of \$5 million.

You generally need a minimum of \$1 to add to an existing account.

Additional eligibility requirements other than investment minimums may also apply to each share class. Investment minimums may differ for certain categories of accounts or investors. If you request a certain share class when you open a new account, but the investment amount does not meet the investment minimum for that share class, your investment may be placed in another share class of the Fund, as appropriate. Certain types of accounts may meet the investment minimum for certain share classes by aggregating separate accounts within the same fund.

Vanguard reserves the right, without notice, to change the eligibility requirements of its share classes, including changing the types of clients who are eligible to purchase each share class, increasing or decreasing the minimum amount required to open, convert shares to, or maintain a fund account, or increasing or decreasing the minimum amount required to add to an existing fund account.

Financial intermediaries, institutional clients, and Vanguard-advised clients should contact Vanguard for information on special eligibility rules that may apply to them.

Accounts Held Through Financial Intermediaries. If you hold shares through a financial intermediary (including shares held in a brokerage account through Vanguard Brokerage Services®), your financial intermediary may have different policies regarding the availability of certain share classes from those described above. You should consult your financial intermediary to consider your options, including your eligibility for the share classes described above.

Share Class Conversions

When a share class conversion occurs, you receive shares of one share class in place of shares of another class of the same fund. At the time of conversion, the dollar value of the “new” shares you receive equals the dollar value of the “old” shares that were converted. In other words, the conversion has no effect on the total dollar value of your investment in the fund at the time of the conversion. However, the number of shares you own after the conversion may be greater than or less than the number of shares you owned before the conversion, depending on the net asset values (NAVs) of the two share classes. A conversion between share classes of the same fund is a nontaxable event.

Conversions among Conventional Shares. You may be eligible for a self-directed conversion from one conventional (not exchange-traded) share class to another conventional share class (if available) of each Fund if your account meets all eligibility requirements for that share class. If you hold shares directly with Vanguard, you may request a conversion through our website (if you are registered for online access) or by telephone. Your conversion will be executed using the NAVs of the different share classes on the trade date after your conversion request is received in “good order.” For additional information on the requirements of “good order” and how the trade date is determined for a conversion request, please see “*Good Order*” and “*Trade Date*.” Vanguard will not accept your request to cancel any self-directed conversion request once processing has begun. Accounts that qualify for Institutional Shares may not be automatically converted.

Automatic Conversion. If your account balance exceeds the investment minimum for Admiral Shares, Vanguard may automatically convert your Investor Shares to Admiral Shares provided that your account meets the eligibility requirements for Admiral Shares. You will be notified before an automatic conversion of Investor Shares to Admiral Shares occurs and will have an opportunity to instruct Vanguard not to effect the conversion. Financial intermediaries, institutional clients, and Vanguard-advised clients should contact Vanguard for information on special eligibility rules that may apply to them regarding Admiral Shares. If you are investing through a financial intermediary, please contact that firm directly for more information regarding your eligibility.

Mandatory Conversions to Another Share Class. If, for any reason, an account no longer meets the eligibility requirements for a share class, your shares in that account may be automatically converted to a share class for

which the account is eligible. A decline in the account balance because of market movement may result in such a conversion. You will be notified before such mandatory conversion occurs.

Accounts Held Through Financial Intermediaries. If you hold shares through a financial intermediary (including shares held in a brokerage account through Vanguard Brokerage Services[®]), your financial intermediary may have different rules regarding conversion. You should consult with your financial intermediary to learn about the rules and to determine whether you are eligible to convert your shares.

Pricing of Fund Shares

When you purchase shares, you pay the share price, also known as the NAV, plus any applicable purchase fee. Your shares are also redeemed at the NAV, minus any applicable redemption fee. The share price for your transaction is the next one calculated after your purchase or redemption order is received in good order. NAV is typically calculated as of the close of regular trading on the New York Stock Exchange (“NYSE”), generally 4 p.m., Eastern time, on each day that the NYSE is open for business (a business day). In the rare event the NYSE experiences unanticipated disruptions and is unavailable at the close of the trading day, NAVs will be calculated as of the close of regular trading on the Nasdaq (or another alternate exchange if the Nasdaq is unavailable, as determined at Vanguard’s discretion), generally 4 p.m., Eastern time. The time selected for NAV calculation in this rare event generally shall also serve as the conclusion of the trading day. On U.S. holidays or other days when the NYSE is closed, the NAV is not calculated, and the Vanguard funds do not sell or redeem shares. However, on those days the value of a fund’s assets may be affected to the extent that the fund holds securities that change in value on those days (such as foreign securities that trade on foreign markets that are open).

If a fund only has one share class, the NAV per share is computed by dividing the total assets, minus liabilities, of a fund by the number of fund shares outstanding. If a fund has more than one share class, each share class has its own NAV, which is computed by dividing the total assets, minus liabilities, allocated to the share class by the number of fund shares outstanding for that class. The value of securities and other investments held by the Vanguard funds is determined pursuant to the valuation policies and procedures adopted by the Vanguard funds’ boards of trustees. Vanguard has been designated as the valuation designee for the Vanguard funds pursuant to Rule 2a-5 under the Investment Company Act of 1940, subject to oversight by the Vanguard funds’ boards of trustees.

Securities for which market quotations are readily available are valued at their market value, based on quotations provided by independent third-party pricing sources. Such securities are generally valued at their official closing price, the

last reported sales price, or if there were no sales that day, the mean between the closing bid and asking prices, from the principal exchange or market on which they are traded. A fund's investments in any mutual fund shares, including institutional money market fund shares, are valued at the NAVs of the mutual fund shares. A fund's investments in any ETF shares or closed-end fund shares are valued at the market value of those shares.

When the market quotations are not readily available or do not accurately reflect the value of a security or other investment, such security or other investment is priced at fair value, generally based on information provided by independent third-party pricing services, in accordance with the valuation policies and procedures adopted by the Vanguard funds' boards of trustees. Fair value represents a good faith determination of the value of a fund's investments. The fair value of a security or other investment is the amount that the owner might reasonably expect to receive upon the current sale of the security or other investment. Fair-value pricing may require subjective determinations. It is possible that the price determined through fair-value pricing may differ from the price quoted or published by other sources and may not be the price at which those investments could have been sold during the period in which the fair value was used.

Fair-value pricing may be used in a variety of circumstances. For example, it may be used if the value of a security or other investment has been materially affected by events occurring after the close of the principal exchange or market on which the security is traded but before the funds' NAV is calculated. These events might be company-specific (e.g., earnings report, merger announcement), country-specific (e.g., significant price movements in U.S. or a foreign market), or regional/global events (e.g., natural disaster, economic or political news, interest rate change, act of terrorism). These events could affect a single security or a large number of securities in a particular market, and it most commonly occurs with foreign portfolio holdings because many foreign markets operate at times that do not coincide with those of the major U.S. markets. Events that could affect the value of the foreign portfolio holdings may occur between the close of the foreign market and the time a fund's NAV is calculated. The values of any foreign securities held by a fund are converted into U.S. dollars using an exchange rate obtained from an independent third party as of the close of regular trading on the NYSE.

In addition, fair-value pricing may be used if trading in a security is halted and does not resume before a fund's pricing time, a security does not trade in the course of a day and a fund holds enough of the security that its price could affect the NAV, or if the trading market on which a security is listed is suspended or closed and no appropriate alternative trading market is available.

Fixed income securities are generally valued based on information furnished by independent pricing services and are priced at fair value. Pricing services may use matrix pricing or valuation models that utilize certain inputs and

assumptions to derive values. Pricing services generally value fixed income securities assuming orderly transactions of an institutional round lot size, but a fund may hold or transact in such securities in smaller odd lot sizes. Odd lots may trade at lower prices than institutional round lots.

Failures by third-party pricing services to carry out their obligations to the Vanguard funds (e.g., any errors in the data provided by third-party pricing services) could result in delays in the calculation of the funds' NAVs and/or the inability to calculate the NAVs over extended time periods. The funds may be unable to recover any losses associated with such failures.

Vanguard fund share prices are published daily on our website.

Purchase, Redemption, and Exchange of Fund Shares

How to Purchase, Redeem, and Exchange Shares

If you hold Vanguard fund shares through a financial intermediary (including shares held in a brokerage account through Vanguard Brokerage Services[®]), you should contact your financial intermediary to purchase, redeem, or exchange shares. Depending on the policies and procedures of your financial intermediary, the procedures and rules by which you open an account and/or purchase, redeem, and exchange shares may differ from the procedures and rules discussed below.

If you hold shares directly with Vanguard, please see the information below regarding purchasing, redeeming, and exchanging your shares.

How to Initiate a Purchase, Redemption, or Exchange Request

- ***Online or by telephone.*** You may open certain types of accounts, request a purchase, redemption, or exchange of your shares online through our website (if you are registered for online access), or by calling Vanguard. See **Contacting Vanguard**.
- ***By Mail.*** You may also send Vanguard your account registration form and check to open certain types of accounts. To add to an existing account, you may send your check with a purchase form. You may also send a form (available online) to Vanguard by mail to redeem from a fund account.

How to Pay for a Purchase

- ***By electronic bank transfer.*** You may purchase shares of a Vanguard fund through an electronic transfer of money from a bank account. To establish the electronic bank transfer service on a Vanguard account, you must designate the bank account online, complete a form, or fill out the appropriate section of your account registration form. After the service is set up on your account, you can purchase shares by electronic bank

transfer on a regular schedule (Automatic Investment Plan), if eligible, or upon request.

- **By wire.** Wiring instructions vary for different types of purchases. Please call Vanguard for instructions and policies on purchasing shares by wire. See **Contacting Vanguard**.
- **By check.** You may make initial or additional purchases to your fund account by sending a check with a purchase form. Make your check payable to Vanguard and include the appropriate fund number (e.g., Vanguard—XX). For a list of Fund numbers (for share classes in this Prospectus), see **Additional Information**. All purchase checks must be written in U.S. dollars, drawn on a U.S. bank, and accompanied by good order instructions. Vanguard does not accept cash, traveler's checks, starter checks, or money orders. In addition, Vanguard may refuse checks that are not made payable to Vanguard.
- **By exchange.** You may purchase shares of a Vanguard fund using the proceeds from the simultaneous redemption of shares of another Vanguard fund.

How to Receive Redemption Proceeds

- **By electronic bank transfer.** You may have the proceeds of a fund redemption sent directly to a designated bank account. To establish the electronic bank transfer service on a Vanguard account, you must designate a bank account online, complete a form, or fill out the appropriate section of your account registration form. After the service is set up on your account, you can redeem shares by electronic bank transfer on a regular schedule (Automatic Withdrawal Plan), if eligible, or upon request.
- **By wire.** To receive your proceeds by wire, you may instruct Vanguard to wire your redemption proceeds (\$100 minimum) to a previously designated bank account. To establish the wire redemption service, you generally must designate a bank account online, complete a form, or fill out the appropriate section of your account registration form.
- **By exchange.** You may have the proceeds of a Vanguard fund redemption invested directly in shares of another Vanguard fund.
- **By check.** You may have the proceeds of a fund redemption sent via check directly to you at the mailing address you have on file.

At your request, we can make your redemption check payable, or wire your redemption proceeds, to a different person or send it to a different address. However, this generally requires the written consent of all registered account owners and may require additional documentation, such as a signature guarantee or a notarized signature. You may obtain a signature guarantee from some commercial or savings banks, credit unions, trust companies, or member firms of a U.S. stock exchange.

If your account is eligible and you have established the checkwriting service on your account, you can redeem shares by writing a check for \$250 or more. If you have written a check on a fund in an account with checkwriting privileges, that check may be rejected if your fund account does not have a sufficient available balance.

Other Rules You Should Know

Responsibility for Fraud. You should take precautions to protect yourself from fraud. Keep your account-related information private, and review any account confirmations, statements, or other information that we provide to you as soon as you receive them. Let us know immediately if you discover unauthorized activity or see something on your account that you do not understand or that looks unusual. Vanguard will not be responsible for losses that result from transactions by a person who we reasonably believe is authorized to act on your account.

Account Service Fee. Vanguard may charge a \$25 account service fee on fund accounts that have a balance below \$5,000,000 for any reason, including market fluctuation. The account service fee may be applied to both retirement and nonretirement fund accounts and may be assessed on fund accounts in all Vanguard funds, regardless of the account minimum. The fee, which will be collected by redeeming fund shares in the amount of \$25, will be deducted from fund accounts subject to the fee once per calendar year. Certain account types have alternative fee structures, including SIMPLE IRAs, Vanguard Retirement Investment Program pooled plans, and Vanguard Individual 401(k) Plans.

Wire Fee. Please note that Vanguard charges a \$10 wire fee for outgoing wire redemptions. The fee is assessed in addition to, rather than being withheld from, redemption proceeds and is paid directly to the fund in which you invest. For example, if you redeem \$100 via a wire, you will receive the full \$100, and the \$10 fee will be assessed to your fund account through an additional redemption of fund shares. If you redeem your entire fund account, your redemption proceeds will be reduced by the amount of the fee. The wire fee may not apply to certain types of accounts. Please call or visit our website for more information on how the wire fee is charged.

No Cancellation. Vanguard will not accept your request to cancel any purchase, redemption or exchange request once processing has begun, so please be careful when placing a transaction request.

New Accounts. We are required by law to obtain from you certain personal information that we will use to verify your identity. If you do not provide the information, we may not be able to open your account. If we are unable to verify your identity, Vanguard reserves the right, without notice, to close your account or take such other steps as we deem reasonable. Certain types of accounts may require additional documentation.

Vanguard.com Registration. If you are a registered user of *vanguard.com*, you can review your account holdings; purchase, redeem, or exchange shares of most Vanguard funds; and perform most other transactions through our website. You must register for this service online.

Proof of a Caller's Authority. We reserve the right to refuse a telephone request if the caller is unable to provide the requested information or if we reasonably believe that the caller is not an individual authorized to act on the account. Before we allow a caller to act on an account, we may request the following information:

- Authorization to act on the account (as the account owner or by legal documentation or other means).
- Account registration and address.
- Fund name and account number, if applicable.
- Other information relating to the caller, the account owner, or the account.

Unusual Circumstances. If you experience difficulty contacting Vanguard online or by telephone, you can send us your transaction request on a Vanguard form by regular or express mail.

Documentation for Certain Accounts. Special documentation may be required to redeem from certain types of accounts, such as trust, corporate, nonprofit, or retirement accounts. Please call us before attempting to redeem from these types of accounts.

Recently Purchased Shares. Although you can redeem shares at any time, proceeds may not be made available to you until the fund collects payment for your purchase. This may take up to seven calendar days for shares purchased by check or by electronic bank transfer. If you have written a check on a fund in an account with checkwriting privileges, that check may be rejected if your fund account does not have a sufficient available balance.

Address Change. If you change your address online or by telephone, there may be up to a 14-day restriction (starting on the business day after your address is changed) on your ability to request check redemptions online and by telephone. You can request a redemption in writing (using a form available online) at any time. Confirmations of address changes are sent to both the old and new addresses.

Future Trade-Date Requests. Vanguard does not accept requests to hold a purchase, conversion, redemption, or exchange transaction for a future date. All such requests will receive trade dates as described in *Trade Date*. Vanguard reserves the right to return future-dated purchase checks.

Uncashed Checks. Please cash your distribution or redemption checks promptly. Vanguard will not pay interest on uncashed checks. Vanguard may be required to transfer assets related to uncashed checks to a state under the state's abandoned property law.

Invalid Addresses. If a dividend distribution or capital gains distribution check mailed to your address of record is returned as undeliverable, Vanguard will automatically reinvest the distribution and all future distributions back to the fund from which the distribution occurred until you provide us with a valid mailing address. Reinvestments will receive the NAV calculated on the date of the reinvestment.

Dormant Accounts. If your account has no activity in it for a period of time, Vanguard may be required to transfer it to a state under the state's abandoned property law, subject to potential federal or state withholding taxes.

Accounts with More than One Owner. If an account has more than one owner or authorized person, Vanguard generally will accept instructions from any one owner or authorized person.

Share Certificates. Share certificates are no longer issued for Vanguard funds. Shares currently held in certificates cannot be redeemed, exchanged, converted, or transferred (reregistered) until you return the certificates (unsigned) to Vanguard by registered mail.

Earning Dividends. You generally begin earning dividends on the business day following your trade date of a purchase order. When buying money market fund shares through a federal funds wire on a business day, however, you generally can begin earning dividends immediately by making a purchase request by telephone to Vanguard before 10:45 a.m., Eastern time (2 p.m., Eastern time, for Vanguard Cash Reserves Federal Money Market Fund; 12:30 p.m., Eastern time, for Vanguard Federal Money Market Fund). For additional information on how the trade date is determined for a purchase order, please see "*Trade Date*".

You generally will continue earning dividends until the first business day following your trade date of a redemption order. Generally, there are two exceptions to this rule: (1) If you redeem shares by writing a check against your account (if your account is eligible and you have established the checkwriting service on your account), the shares will stop earning dividends on the day that your check posts to your account; and (2) For money market funds, if you redeem shares with a same-day wire request before 10:45 a.m., Eastern time, on a business day (2 p.m., Eastern time, for Vanguard Cash Reserves Federal Money Market Fund; 12:30 p.m., Eastern time, for Vanguard Federal Money Market Fund), the shares will stop earning dividends that same day. For additional information on how the trade date is determined for a redemption order, please see "*Trade Date*".

Additional Information Regarding Redemption of Shares

Methods Used to Meet Redemption Requests. Under normal circumstances, the Vanguard funds typically expect to meet redemptions with positive cash flows. When this is not an option, a fund seeks to maintain its risk exposure by selling a cross section of the fund's holdings to meet redemptions, while also factoring in transaction costs. Additionally, a fund may work with larger clients to implement their redemptions in a manner that is least disruptive to the portfolio.

Under certain circumstances, including under stressed market conditions, there are additional tools that a fund may use in order to meet redemptions, including advancing the settlement of market trades with counterparties to match investor redemption payments or delaying settlement of an investor's transaction to match trade settlement within regulatory requirements. A fund may also suspend payment of redemption proceeds for up to seven days. Additionally under these unusual circumstances, a fund may borrow money (subject to certain regulatory conditions and if available under board-approved procedures) through an interfund lending facility; through a bank line-of-credit, including a joint committed credit facility; or through an uncommitted line-of-credit from Vanguard in order to meet redemption requests.

Although the Vanguard funds typically intend to meet redemption requests in cash, in consideration of the best interests of the funds and their remaining shareholders, the funds reserve the right to pay redemption proceeds wholly or partly in-kind by delivering readily marketable securities held by the funds in lieu of cash in conformity with applicable rules of the SEC and in accordance with procedures adopted by the funds' board of trustees. Redemptions in-kind may be used during both normal and stressed market conditions. For example, a fund may make a redemption in-kind if a cash redemption could negatively affect its operations or performance, as may be the case with large redemption amounts, or in situations where the redeeming shareholder may be engaged in market timing or frequent trading. A fund may delay payment of the redemption proceeds for up to seven calendar days.

Please contact Vanguard before you attempt to redeem a large dollar amount. In doing so, you may avoid in-kind or delayed payment of your redemption.

Emergency Circumstances. The Vanguard funds can postpone payment of redemption proceeds for up to seven calendar days. In addition, the Vanguard funds can suspend redemptions and/or postpone payments of redemption proceeds beyond seven calendar days at times when the NYSE is closed or during emergency circumstances or such other periods, as determined by the SEC.

Timing of Payment of Redemption Proceeds. If your redemption request is received in good order, we typically expect that redemption proceeds will be paid by the Vanguard fund within one business day of the trade date; however,

in certain circumstances, investors may experience a longer settlement period at the time of the transaction. Please see *Methods Used to Meet Redemption Requests* and *Emergency Circumstances* for further information.

If you hold shares directly with Vanguard, the following rules also apply:

- Timing of wire redemptions from money market funds: for telephone requests received by Vanguard on a business day before 10:45 a.m., Eastern time (2 p.m., Eastern time, for Vanguard Cash Reserves Federal Money Market Fund; 12:30 p.m., Eastern time, for Vanguard Federal Money Market Fund), the redemption proceeds generally will leave Vanguard by the close of business the same day. For telephone requests received by Vanguard on a business day after those cut-off times, or on a nonbusiness day, and for all requests other than by telephone, the redemption proceeds generally will leave Vanguard by the close of business on the next business day.
- Timing of wire redemptions from all other funds: for requests received by Vanguard on a business day before the close of regular trading on the NYSE (generally 4 p.m., Eastern time), the redemption proceeds generally will leave Vanguard by the close of business on the next business day. For requests received by Vanguard on a business day after the close of regular trading on the NYSE, or on a nonbusiness day, the redemption proceeds generally will leave Vanguard by the close of business on the second business day after Vanguard receives the request.
- If your redemption request is not in good order, it may be rejected. If we are unable to send your redemption proceeds by wire or electronic bank transfer because the receiving institution rejects the transfer, Vanguard will make additional efforts to complete your transaction. If Vanguard is still unable to complete the transaction, we may send the proceeds of the redemption to you by check, generally payable to all registered account owners, or use your proceeds to purchase new shares of the fund from which you sold shares for the purpose of the wire or electronic bank transfer transaction.

Good Order

Vanguard funds reserve the right to reject any transaction instructions that are not in “good order.” Good order generally means that your instructions:

- Are provided by the person(s) authorized in accordance with Vanguard’s policies and procedures to access the account and request transactions.
- Include the fund name and account number.
- Include the amount of the transaction (stated in dollars, shares, or percentage).

Written instructions also must generally be provided on a Vanguard form and include:

- Signature(s) and date from the authorized person(s).
- Signature guarantees or notarized signatures, if required for the type of transaction. (Call Vanguard for specific requirements.)
- Any supporting documentation that may be required.

Good order requirements may vary among different types of accounts and transactions. Vanguard reserves the right, without notice, to revise the requirements for good order. If you hold shares through a financial intermediary (including shares held in a brokerage account through Vanguard Brokerage Services[®]), please contact your financial intermediary for more details on good order requirements that may apply to you.

Trade Date

If you place your purchase, redemption, or exchange order through a financial intermediary (including through a brokerage account held at Vanguard Brokerage Services[®]), it is their responsibility to send your order to the Vanguard funds. Your transaction will be executed using the NAV next calculated after the order is received by the Vanguard funds in good order.

The Vanguard funds have authorized certain financial intermediaries and their designees, and may, from time to time, authorize certain funds of funds for which Vanguard serves as the investment advisor (Vanguard Funds of Funds), to accept orders to purchase or redeem fund shares on behalf of the Vanguard funds. In these circumstances, the Vanguard fund will be deemed to receive an order when accepted by the authorized financial intermediary, its designee, or one of the Vanguard Funds of Funds, and the order will be executed using the NAV next calculated after such acceptance.

If you hold shares directly with Vanguard, you may place your transaction request directly with Vanguard. Your transaction request will be executed using the NAV as calculated on the trade date as determined below. The trade date for any transaction request received in good order will depend on the day and time Vanguard receives your request, the manner in which you are transacting, and the type of fund in which you are transacting. If your transaction request is not in good order, it may be rejected.

Trade Date for a Purchase Order. For purchases by check into all funds other than money market funds and for purchases by exchange, wire, or electronic bank transfer into all funds: If the purchase request is received by Vanguard on a business day before the close of regular trading on the NYSE (generally 4 p.m., Eastern time), the trade date for the purchase will be the same day. If the purchase request is received on a business day after the close of regular trading on the NYSE, or on a nonbusiness day, the trade date for the purchase will be the next business day.

For purchases by check into money market funds: If the purchase request is received by Vanguard on a business day before the close of regular trading on the NYSE (generally 4 p.m., Eastern time), the trade date for the purchase will be the next business day. If the purchase request is received on a business day after the close of regular trading on the NYSE, or on a nonbusiness day, the trade date for the purchase will be the second business day following the day Vanguard receives the purchase request. Because money market instruments must be purchased with federal funds and it takes a money market mutual fund one business day to convert check proceeds into federal funds, the trade date for the purchase will be one business day later than for other funds.

Trade Date for a Redemption, Exchange, or Conversion Order (other than an order to convert to ETF Shares (if available)). If the transaction is received in good order on a business day before the close of regular trading on the NYSE (generally 4 p.m., Eastern time), the trade date will generally be the same day. If the transaction is received in good order on a business day after the close of regular trading on the NYSE, or on a nonbusiness day, the trade date will generally be the next business day.

Investing in Vanguard Funds through Employer-Sponsored Plans

If Vanguard fund shares are an investment option in your employer-sponsored retirement or savings plan, your plan administrator or your employee benefits office can provide you with detailed information on how to participate in your plan and how to elect a fund as an investment option.

Processing times for your transaction requests may differ among recordkeepers or among transaction and funding types. Your plan's recordkeeper (which may also be Vanguard) will determine the necessary processing time frames for your transaction requests prior to submission to a fund. Consult your recordkeeper or plan administrator for more information.

If Vanguard is serving as your plan recordkeeper and if your transaction involves one or more investments with an early cut-off time for processing or another trading restriction, your entire transaction will be subject to the restriction when the trade date for your transaction is determined.

If you have questions about your account, contact your plan administrator or the organization that provides recordkeeping services for your plan. If you have any questions about the Vanguard funds or Vanguard, including those about a fund's investment objective, strategies, or risks, contact Vanguard Participant Services toll-free at 800-523-1188 or visit our website at vanguard.com. Vanguard reserves the right to change its policies without notice to shareholders.

Shareholder Documents

When two or more shareholders have the same last name and address, just one summary prospectus (or prospectus) and/or shareholder report may be

sent in an attempt to eliminate the unnecessary expense of duplicate mailings. You may request individual prospectuses and reports by contacting our Client Services Department in writing, by telephone, or online. See **Contacting Vanguard**.

Confirmation Statements. If you hold shares directly with Vanguard, we will send (or provide through our website, whichever you prefer) a confirmation of your trade date and the amount of your transaction when you purchase, redeem, exchange, or convert shares. However, we will not send confirmations reflecting only checkwriting redemptions or the reinvestment of dividend or capital gains distributions. For any month in which you had a checkwriting redemption, a Checkwriting Activity Statement will be sent to you itemizing the checkwriting redemptions for that month. Promptly review each confirmation statement that we provide to you. It is important that you contact Vanguard immediately with any questions you may have about any transaction reflected on a confirmation statement, or Vanguard will consider the transaction properly processed.

If you hold shares through a financial intermediary (including shares held in a brokerage account through Vanguard Brokerage Services[®]), your financial intermediary will provide you with confirmation statements. Please contact your financial intermediary for details.

Portfolio Summaries. If you hold shares directly with Vanguard, we will send (or provide through our website, whichever you prefer) quarterly portfolio summaries to help you keep track of your accounts throughout the year. Each summary shows the market value of your account at the close of the statement period, as well as all distributions, purchases, redemptions, exchanges, transfers, and conversions for the current calendar quarter (or month). Promptly review each summary that we provide to you. It is important that you contact Vanguard immediately with any questions you may have about any transaction reflected on the summary, or Vanguard will consider the transaction properly processed.

Tax Information Statements. For most accounts, Vanguard (or your financial intermediary) is required to provide annual tax forms to assist you in preparing your income tax returns. These forms are generally available for each calendar year early in the following year. Registered users of *vanguard.com* can also view certain forms through our website. Vanguard (or your financial intermediary) may also provide you with additional tax-related documentation. For more information, consult our website at *vanguard.com* or see **Contacting Vanguard**.

Shareholder Reports and Financial Statements. Additional information about the Funds' investments and performance is available in the Funds' Annual and Semi-Annual Reports. The Funds' financial statements are filed with the SEC on Form N-CSR and available on our website.

Electronic Delivery. Vanguard can deliver your account statements, transaction confirmations, prospectuses, certain tax forms, and shareholder reports electronically. If you are a registered user of *vanguard.com*, you can consent to the electronic delivery of these documents by logging on and changing your mailing preferences. You can revoke your electronic consent at any time through our website, and we will begin to send paper copies of these documents within 30 days of receiving your revocation.

If you hold shares through a financial intermediary (including shares held in a brokerage account through Vanguard Brokerage Services[®]), please contact your financial intermediary for electronic access to shareholder documents. Some financial intermediaries may not offer this service.

Reservation of Rights

In addition to the rights expressly stated elsewhere in this Prospectus, Vanguard reserves the following rights:

Right to Change Policies. Vanguard reserves the right, without notice, to (1) alter, add, or discontinue any conditions of purchase (including eligibility requirements), redemption, exchange, conversion, service, or privilege at any time and (2) alter, impose, discontinue, or waive any purchase fee, redemption fee, account service fee, or other fee charged to a shareholder or a group of shareholders. Changes may affect any or all investors. These actions will be taken when, at the sole discretion of Vanguard management, Vanguard believes they are in the best interest of a fund.

Account Restrictions. Vanguard reserves the right to: (1) redeem all or a portion of a fund/account to meet a legal obligation, including tax withholding, tax lien, garnishment order, or other obligation imposed on your account by a court or government agency; (2) redeem shares, close an account, or suspend account privileges, features, or options in the case of threatening conduct or activity; (3) redeem shares, close an account, or suspend account privileges, features, or options if Vanguard believes or suspects that not doing so could result in a suspicious, fraudulent, or illegal transaction; (4) place restrictions on the ability to redeem any or all shares in an account if it is required to do so by a court or government agency; (5) place restrictions on the ability to redeem any or all shares in an account if Vanguard believes that doing so will prevent fraud, financial exploitation or abuse, or to protect vulnerable investors when permitted by applicable law, regulations, or SEC guidance; (6) freeze any account and/or suspend account services if Vanguard has received reasonable notice of a dispute regarding the assets in an account, including notice of a dispute between the registered or beneficial account owners; and (7) freeze any account and/or suspend account services upon initial notification to Vanguard of the death of an account owner.

Right to Refuse or Reject Purchase Requests. Vanguard reserves the right to stop selling fund shares or to reject any purchase request at any time and without notice, including, but not limited to, purchases requested by exchange from another Vanguard fund. This also includes the right to reject any purchase request because the investor has a history of frequent trading or because the purchase may negatively affect a fund's operation or performance (as may be the case with large purchase amounts).

Please contact Vanguard before you attempt to invest a large dollar amount. In doing so, you may avoid delayed or rejected transactions.

Exchange Privilege. Vanguard reserves the right, without notice, to revise or terminate the exchange privilege, limit the amount of any exchange, or reject an exchange, at any time, for any reason.

Please contact Vanguard before you attempt to exchange a large dollar amount. In doing so, you may avoid delayed or rejected transactions.

Account Liquidation. If an account no longer meets the eligibility requirements for a share class, a fund may, subject to applicable law, liquidate such fund account. Accounts with balances below the minimum amount required to maintain eligibility may be subject to liquidation, including when the decline results from market fluctuations or any other reason. This liquidation policy applies to nonretirement fund accounts and accounts that are held through financial intermediaries. You will be notified before a liquidation occurs.

Dividends, Distributions, and Taxes

Fund Distributions

Each Fund generally distributes to shareholders virtually all of its net income (interest less expenses) as well as any net short-term or long-term capital gains realized from the sale of its holdings. Each Fund may also make distributions that are treated as a return of capital. Income dividends generally are declared daily and distributed monthly. Capital gains distributions, if any, generally occur annually in December. In addition, each Fund may make a supplemental distribution at some other time during the year.

From time to time, Vanguard and/or a fund's board of trustees may adjust a fund's fees and expenses and/or reduce, refund, reimburse, waive, or otherwise return to the funds and their shareholders a portion of prior fees and expenses (collectively, "expense adjustments"). Fund performance and potentially shareholder distributions, will reflect such expense adjustments. If you sell all or part of your investment in a fund before an expense adjustment occurs, then you will not receive the economic benefit, if any, of such expense adjustment. An expense adjustment at any given time does not imply or guarantee that similar or additional expense adjustments will be made in the future.

You can receive distributions of income or capital gains in cash, or you can have them automatically reinvested in more shares of the Fund. However, if you are investing through an employer-sponsored retirement or savings plan, your distributions will be automatically reinvested in additional Fund shares.

Basic Tax Points

Investors in taxable accounts should be aware of the following basic federal income tax points:

- Distributions are taxable to you whether or not you reinvest these amounts in additional Fund shares.
- Distributions declared and recorded in December—if paid to you by the end of January—are generally taxable as if received in December.
- Any income dividend distribution or short-term capital gains distribution that you receive is taxable to you as ordinary income.
- Any distribution of net long-term capital gains is taxable to you as long-term capital gains, no matter how long you have owned shares in the Fund.
- Capital gains distributions can occur when a Fund sells assets at a gain. Capital gains distributions vary from year to year as a result of the Fund's investment activities and cash flows, including those due to redemption activity by Fund shareholders.
- Capital gains distributions may occur if Vanguard, a Fund, or its advisor(s) make changes that would impact the Fund directly or indirectly, including changes to the Fund's portfolio or advisors or changes to any other Vanguard fund or product that would involve the redemption of shares of the Fund and the related sale of the Fund's investments. Such changes could, depending on the timing, result in capital gains distributions in the current fiscal year, subsequent fiscal year, or both.
- Your cost basis in the Fund will be decreased by the amount of any return of capital that you receive. This, in turn, will affect the amount of any capital gain or loss that you realize when selling or exchanging your Fund shares.
- Return of capital distributions generally are not taxable to you until your cost basis has been reduced to zero. If your cost basis is at zero, return of capital distributions will be treated as capital gains.
- A sale or exchange of Fund shares is a taxable event. This means that you may have a capital gain to report as income, or a capital loss to report as a deduction, when you complete your tax return.
- Any conversion between classes of shares of the *same* fund is a *nontaxable* event. By contrast, an exchange between classes of shares of *different* funds is a *taxable* event.
- Vanguard (or your intermediary) will send you a statement each year showing the tax status of all of your distributions.

- If you purchase shares before an ex-dividend date when a fund has realized but not yet distributed income or capital gains, the purchase price may include the amount of the upcoming distribution, and you may pay the full price for the shares and later receive a portion of the purchase price back as a taxable distribution. In such case, you generally will be taxed upon receipt of such distribution, even though the distribution effectively represents a return of a portion of your purchase price. This is known as “buying a dividend.”

Individuals, trusts, and estates whose income exceeds certain threshold amounts are subject to a 3.8% Medicare contribution tax on “net investment income.” Net investment income takes into account distributions paid by the Fund and capital gains from any sale or exchange of Fund shares.

Income dividends and capital gains distributions that you receive, as well as your gains or losses from any sale or exchange of Fund shares, may be subject to state and local income taxes. Depending on your state’s rules, however, any dividends attributable to interest earned on direct obligations of the U.S. government may be exempt from state and local taxes. Vanguard will notify you each year how much, if any, of your dividends may qualify for this exemption.

This Prospectus provides general tax information only. If you are investing through a tax-advantaged account, such as an IRA or an employer-sponsored retirement or savings plan, special tax rules apply. Please consult your own tax advisor for detailed information about any tax consequences for you.

General Information

Backup Withholding. By law, Vanguard must withhold 24% of any taxable distributions or redemptions from your account if you do not:

- Provide your correct taxpayer identification number.
- Certify that the taxpayer identification number is correct.
- Confirm that you are not subject to backup withholding.

Similarly, Vanguard (or your intermediary) must withhold taxes from your account if the IRS instructs us to do so.

Special Notice to Non-U.S. Investors. The Funds offered for sale in this Prospectus is primarily intended to be made available to U.S. residents and may not be appropriate for investors taxable outside of the United States. Non-U.S. investors should visit the non-U.S. investors page on our website at global.vanguard.com for information about Vanguard’s non-U.S. products.

Non-U.S. investors should be aware that U.S. withholding and estate taxes and certain U.S. tax reporting requirements under the Internal Revenue Code, as well as any non-U.S. taxes imposed by the investor’s relevant tax jurisdiction,

may apply to an investment in the Funds. Non-U.S. investors should consult their own tax advisors with respect to any particular U.S. or non-U.S. tax consequences of their investment in the Funds.

Frequent Trading Limitations

Overview

Some investors may try to profit from strategies involving frequent trading of mutual fund shares (such as market-timing) and other excessive trading practices (together, “frequent trading”). For funds holding foreign securities, investors may try to take advantage of an anticipated difference between the price of the fund’s shares and price movements in overseas markets because of different closing times of U.S. and non-U.S. markets, a practice also known as time-zone arbitrage. Some investors may also try to engage in frequent trading of funds holding investments in small-cap stocks and high-yield bonds that are thinly traded. Frequent trading may disrupt portfolio management strategies and increase a fund’s costs (such as increased brokerage and administrative costs) for all shareholders including the long-term investors.

Each Vanguard fund (other than money market funds and short-term bond funds, but including Vanguard Short-Term Inflation-Protected Securities Index Fund) limits frequent trading. The Board has adopted policies and procedures reasonably designed to detect and discourage frequent trading. Although there is no assurance that Vanguard will be able to detect or prevent frequent trading in all circumstances, the policies and procedures discussed below have been adopted to address these issues.

Each Vanguard fund reserves the right to reject any purchase request—including exchanges from other Vanguard funds—without notice and regardless of size. For example, a purchase request could be rejected because the investor has a history of frequent trading or if Vanguard determines that such purchase may negatively affect a fund’s operation or performance. Certain Vanguard funds charge shareholders purchase and/or redemption fees on transactions. Each Vanguard fund (other than retail and government money market funds), in determining its net asset value, will use fair-value pricing when appropriate, as described in *Pricing of Fund Shares*. Fair-value pricing may reduce or eliminate the profitability of certain frequent trading strategies.

Frequent Trading Policy

Each Vanguard fund (other than money market funds and short-term bond funds, but including Vanguard Short-Term Inflation-Protected Securities Index Fund) limits an investor’s purchases or exchanges into a fund account for 30 calendar days after the investor has redeemed or exchanged out of that fund account (“Frequent-Trading Limits”). ETF shares are not subject to these

Frequent-Trading Limits. For Vanguard Retirement Investment Program pooled plans, the Frequent-Trading Limits apply to exchanges made online or by telephone.

The Frequent-Trading Limits do not apply to the following:

- Purchases of shares with reinvested dividend or capital gains distributions.
- Transactions through Vanguard's Automatic Investment Plan, Automatic Exchange Service, Direct Deposit Service, Automatic Withdrawal Plan, Required Minimum Distribution Service, Vanguard Small Business Online[®], and certain transactions through intermediaries relating to systematic trades and required minimum distributions.
- Discretionary transactions through Vanguard Personal Advisor Services[®], Vanguard Digital Advisor[™], and discretionary (advisor-directed) transactions through certain intermediaries.
- Redemptions of shares to pay fund or account fees.
- Redemptions of shares to remove excess shareholder contributions to certain types of retirement accounts (including, but not limited to, IRAs, certain Individual 403(b)(7) Custodial Accounts, and Vanguard Individual 401(k) Plans).
- Transfers and reregistrations of shares within the same fund.
- Purchases of shares by asset transfer or direct rollover.
- Conversions of shares from one share class to another in the same fund.
- Checkwriting redemptions.
- Section 529 college savings plans.
- Certain approved institutional portfolios and asset allocation programs, as well as trades made by funds or trusts managed by Vanguard or its affiliates that invest in other Vanguard funds. (Please note that shareholders of Vanguard's funds of funds are subject to the limitations.)
- Certain transactions below dollar value or other thresholds specified by Vanguard.
- In-kind transfers to a shareholder's donor advised fund managed by Vanguard Charitable.

For participants in employer-sponsored defined contribution plans,* the Frequent-Trading Limits do not apply to:

- Purchases of shares with participant payroll or employer contributions or loan repayments.
- Purchases of shares with reinvested dividend or capital gains distributions.
- Distributions, loans, and in-service withdrawals from a plan.

- Redemptions of shares as part of a plan termination or at the direction of the plan.
- Transactions executed through the Vanguard Managed Account Program.
- Redemptions of shares to pay fund or account fees.
- Share or asset transfers or rollovers.
- Reregistrations of shares.
- Conversions of shares from one share class to another in the same fund.
- Exchange requests submitted by written request to Vanguard. (Exchange requests submitted by fax, if otherwise permitted, are subject to the limitations.)

*The following Vanguard fund accounts are also subject to the Frequent-Trading Limits: SEP-IRAs, SIMPLE IRAs, certain Individual 403(b)(7) Custodial Accounts, and Vanguard Individual 401(k) Plans.

Accounts Held by Institutions (Other Than Defined Contribution Plans).

Vanguard will systematically monitor for frequent trading in institutional clients' accounts. If we detect suspicious trading activity, we will investigate and take appropriate action, which may include applying to a client's accounts the 30-day policy previously described, prohibiting a client's purchases of fund shares, and/or revoking the client's exchange privilege.

Accounts Held by Intermediaries. When intermediaries establish accounts in Vanguard funds for the benefit of their clients, we cannot always monitor the trading activity of the individual clients. However, we review trading activity at the intermediary (omnibus) level, and if we detect suspicious activity, we will investigate and take appropriate action. If necessary, Vanguard may prohibit additional purchases of fund shares by an intermediary, including for the benefit of certain of the intermediary's clients. Intermediaries also may monitor their clients' trading activities with respect to Vanguard funds.

For those Vanguard funds that charge purchase and/or redemption fees, intermediaries will be asked to assess these fees on client accounts and remit these fees to the funds. The application of purchase and redemption fees and Frequent-Trading Limits may vary among intermediaries. There are no assurances that Vanguard will successfully identify all intermediaries or that intermediaries will properly assess purchase and redemption fees or administer Frequent-Trading Limits. If you invest with Vanguard through an intermediary, please read that firm's materials carefully to learn of any other rules or fees that may apply.

Do not invest with Vanguard if you are a market-timer.

Financial Highlights

Financial highlights information is intended to help you understand a fund's performance for the past five years (or, if shorter, its period of operations). Certain information reflects financial results for a single fund share. Total return represents the rate that an investor would have earned or lost each period on an investment in a fund or share class (assuming reinvestment of all distributions). This information has been obtained from the financial statements audited by PricewaterhouseCoopers LLP, an independent registered public accounting firm, whose report, along with fund financial statements, is included in a fund's most recent annual Financial Statements and Other Information. You may obtain a free copy of a fund's latest disclosure documents upon request.

Vanguard Short-Term Treasury Fund Investor Shares

For a Share Outstanding Throughout Each Period	Year Ended January 31,				
	2026	2025	2024	2023	2022
Net Asset Value, Beginning of Period	\$9.82	\$9.88	\$10.00	\$10.54	\$10.77
Investment Operations					
Net Investment Income ¹	.382	.430	.397	.215	.036
Net Realized and Unrealized Gain (Loss) on Investments	.110	(.060)	(.120)	(.540)	(.207)
Total from Investment Operations	.492	.370	.277	(.325)	(.171)
Distributions					
Dividends from Net Investment Income	(.382)	(.430)	(.397)	(.215)	(.035)
Distributions from Realized Capital Gains	—	—	—	—	(.024)
Total Distributions	(.382)	(.430)	(.397)	(.215)	(.059)
Net Asset Value, End of Period	\$9.93	\$9.82	\$9.88	\$10.00	\$10.54
Total Return²	5.09%	3.83%	2.87%	-3.08%	-1.60%
Ratios/Supplemental Data					
Net Assets, End of Period (Millions)	\$450	\$471	\$509	\$570	\$582
Ratio of Total Expenses to Average Net Assets	0.20%	0.20% ³	0.20% ³	0.20% ³	0.20%
Ratio of Net Investment Income to Average Net Assets	3.86%	4.38%	4.04%	2.12%	0.34%
Portfolio Turnover Rate ⁴	421%	348%	314%	284%	213%

1 Calculated based on average shares outstanding.

2 Total returns do not include account service fees that may have applied in the periods shown. Fund prospectuses provide information about any applicable account service fees.

3 The ratio of expenses to average net assets for the period net of reduction from custody fee offset arrangements was 0.20%.

4 Includes 21%, 15%, 23%, 27%, and 4%, respectively, attributable to mortgage-dollar-roll activity.

Vanguard Short-Term Treasury Fund Admiral Shares

For a Share Outstanding Throughout Each Period	Year Ended January 31,				
	2026	2025	2024	2023	2022
Net Asset Value, Beginning of Period	\$9.82	\$9.88	\$10.00	\$10.54	\$10.77
Investment Operations					
Net Investment Income ¹	.392	.440	.407	.224	.047
Net Realized and Unrealized Gain (Loss) on Investments	.110	(.060)	(.120)	(.539)	(.207)
Total from Investment Operations	.502	.380	.287	(.315)	(.160)
Distributions					
Dividends from Net Investment Income	(.392)	(.440)	(.407)	(.225)	(.046)
Distributions from Realized Capital Gains	—	—	—	—	(.024)
Total Distributions	(.392)	(.440)	(.407)	(.225)	(.070)
Net Asset Value, End of Period	\$9.93	\$9.82	\$9.88	\$10.00	\$10.54
Total Return²	5.19%	3.94%	2.97%	-2.99%	-1.50%
Ratios/Supplemental Data					
Net Assets, End of Period (Millions)	\$5,382	\$5,363	\$5,598	\$6,175	\$6,851
Ratio of Total Expenses to Average Net Assets	0.10%	0.10% ³	0.10% ³	0.10% ³	0.10%
Ratio of Net Investment Income to Average Net Assets	3.96%	4.48%	4.14%	2.20%	0.44%
Portfolio Turnover Rate ⁴	421%	348%	314%	284%	213%

1 Calculated based on average shares outstanding.

2 Total returns do not include account service fees that may have applied in the periods shown. Fund prospectuses provide information about any applicable account service fees.

3 The ratio of expenses to average net assets for the period net of reduction from custody fee offset arrangements was 0.10%.

4 Includes 21%, 15%, 23%, 27%, and 4%, respectively, attributable to mortgage-dollar-roll activity.

Vanguard Short-Term Federal Fund Investor Shares

For a Share Outstanding Throughout Each Period	Year Ended January 31,				
	2026	2025	2024	2023	2022
Net Asset Value, Beginning of Period	\$10.17	\$10.11	\$10.15	\$10.70	\$11.02
Investment Operations					
Net Investment Income ¹	.385	.353	.340	.182	.054
Net Realized and Unrealized Gain (Loss) on Investments	.170	.060	(.041)	(.545)	(.215)
Total from Investment Operations	.555	.413	.299	(.363)	(.161)
Distributions					
Dividends from Net Investment Income	(.385)	(.353)	(.339)	(.187)	(.053)
Distributions from Realized Capital Gains	—	—	—	—	(.106)
Total Distributions	(.385)	(.353)	(.339)	(.187)	(.159)
Net Asset Value, End of Period	\$10.34	\$10.17	\$10.11	\$10.15	\$10.70
Total Return²	5.54%	4.16%	3.03%	-3.39%	-1.48%
Ratios/Supplemental Data					
Net Assets, End of Period (Millions)	\$352	\$382	\$422	\$479	\$612
Ratio of Total Expenses to Average Net Assets	0.20%	0.20%	0.20% ³	0.20% ³	0.20%
Ratio of Net Investment Income to Average Net Assets	3.74%	3.49%	3.40%	1.76%	0.50%
Portfolio Turnover Rate ⁴	398%	403%	342%	442%	424%

1 Calculated based on average shares outstanding.

2 Total returns do not include account service fees that may have applied in the periods shown. Fund prospectuses provide information about any applicable account service fees.

3 The ratio of expenses to average net assets for the period net of reduction from custody fee offset arrangements was 0.20%.

4 Includes 58%, 31%, 79%, 86%, and 87%, respectively, attributable to mortgage-dollar-roll activity.

Vanguard Short-Term Federal Fund Admiral Shares

For a Share Outstanding Throughout Each Period	Year Ended January 31,				
	2026	2025	2024	2023	2022
Net Asset Value, Beginning of Period	\$10.17	\$10.11	\$10.15	\$10.70	\$11.02
Investment Operations					
Net Investment Income ¹	.395	.363	.350	.189	.065
Net Realized and Unrealized Gain (Loss) on Investments	.171	.060	(.041)	(.542)	(.215)
Total from Investment Operations	.566	.423	.309	(.353)	(.150)
Distributions					
Dividends from Net Investment Income	(.396)	(.363)	(.349)	(.197)	(.064)
Distributions from Realized Capital Gains	—	—	—	—	(.106)
Total Distributions	(.396)	(.363)	(.349)	(.197)	(.170)
Net Asset Value, End of Period	\$10.34	\$10.17	\$10.11	\$10.15	\$10.70
Total Return²	5.64%	4.26%	3.14%	-3.29%	-1.38%
Ratios/Supplemental Data					
Net Assets, End of Period (Millions)	\$4,146	\$3,984	\$4,440	\$5,053	\$7,258
Ratio of Total Expenses to Average Net Assets	0.10%	0.10%	0.10% ³	0.10% ³	0.10%
Ratio of Net Investment Income to Average Net Assets	3.84%	3.59%	3.50%	1.84%	0.59%
Portfolio Turnover Rate ⁴	398%	403%	342%	442%	424%

1 Calculated based on average shares outstanding.

2 Total returns do not include account service fees that may have applied in the periods shown. Fund prospectuses provide information about any applicable account service fees.

3 The ratio of expenses to average net assets for the period net of reduction from custody fee offset arrangements was 0.10%.

4 Includes 58%, 31%, 79%, 86%, and 87%, respectively, attributable to mortgage-dollar-roll activity.

Vanguard Short-Term Investment-Grade Fund Investor Shares

For a Share Outstanding Throughout Each Period	Year Ended January 31,				
	2026	2025	2024	2023	2022
Net Asset Value, Beginning of Period	\$10.33	\$10.24	\$10.09	\$10.63	\$11.02
Investment Operations					
Net Investment Income ¹	.467	.416	.314	.194	.161
Net Realized and Unrealized Gain (Loss) on Investments	.196	.098	.159	(.534)	(.341)
Total from Investment Operations	.663	.514	.473	(.340)	(.180)
Distributions					
Dividends from Net Investment Income	(.473)	(.424)	(.323)	(.200)	(.171)
Distributions from Realized Capital Gains	—	—	—	—	(.039)
Total Distributions	(.473)	(.424)	(.323)	(.200)	(.210)
Net Asset Value, End of Period	\$10.52	\$10.33	\$10.24	\$10.09	\$10.63
Total Return²	6.54%	5.12%	4.79%	-3.18%	-1.66%
Ratios/Supplemental Data					
Net Assets, End of Period (Millions)	\$3,006	\$6,139	\$6,322	\$6,532	\$8,400
Ratio of Total Expenses to Average Net Assets	0.20%	0.20% ³	0.20% ³	0.20% ³	0.20%
Ratio of Net Investment Income to Average Net Assets	4.48%	4.05%	3.13%	1.92%	1.47%
Portfolio Turnover Rate	73% ⁴	75% ⁵	70% ⁵	77% ⁵	65% ⁵

1 Calculated based on average shares outstanding.

2 Total returns do not include account service fees that may have applied in the periods shown. Fund prospectuses provide information about any applicable account service fees.

3 The ratio of expenses to average net assets for the period net of reduction from custody fee offset arrangements was 0.20%.

4 Excludes the value of portfolio securities received or delivered as a result of in-kind purchases or redemptions of the fund's capital shares.

5 Includes 2%, 3%, 11%, and 3%, respectively, attributable to mortgage-dollar-roll activity.

Vanguard Short-Term Investment-Grade Fund Admiral Shares

For a Share Outstanding Throughout Each Period	Year Ended January 31,				
	2026	2025	2024	2023	2022
Net Asset Value, Beginning of Period	\$10.33	\$10.24	\$10.09	\$10.63	\$11.02
Investment Operations					
Net Investment Income ¹	.478	.426	.323	.204	.171
Net Realized and Unrealized Gain (Loss) on Investments	.196	.099	.160	(.534)	(.341)
Total from Investment Operations	.674	.525	.483	(.330)	(.170)
Distributions					
Dividends from Net Investment Income	(.484)	(.435)	(.333)	(.210)	(.181)
Distributions from Realized Capital Gains	—	—	—	—	(.039)
Total Distributions	(.484)	(.435)	(.333)	(.210)	(.220)
Net Asset Value, End of Period	\$10.52	\$10.33	\$10.24	\$10.09	\$10.63
Total Return²	6.65%	5.23%	4.90%	-3.09%	-1.56%
Ratios/Supplemental Data					
Net Assets, End of Period (Millions)	\$38,568	\$36,573	\$37,509	\$41,848	\$54,200
Ratio of Total Expenses to Average Net Assets	0.09%	0.10% ³	0.10% ³	0.10% ³	0.10%
Ratio of Net Investment Income to Average Net Assets	4.58%	4.15%	3.22%	2.01%	1.57%
Portfolio Turnover Rate	73% ⁴	75% ⁵	70% ⁵	77% ⁵	65% ⁵

1 Calculated based on average shares outstanding.

2 Total returns do not include account service fees that may have applied in the periods shown. Fund prospectuses provide information about any applicable account service fees.

3 The ratio of expenses to average net assets for the period net of reduction from custody fee offset arrangements was 0.10%.

4 Excludes the value of portfolio securities received or delivered as a result of in-kind purchases or redemptions of the fund's capital shares.

5 Includes 2%, 3%, 11%, and 3%, respectively, attributable to mortgage-dollar-roll activity.

Vanguard Intermediate-Term Treasury Fund Investor Shares

For a Share Outstanding Throughout Each Period	Year Ended January 31,				
	2026	2025	2024	2023	2022
Net Asset Value, Beginning of Period	\$9.75	\$9.98	\$10.16	\$11.12	\$11.65
Investment Operations					
Net Investment Income ¹	.392	.396	.354	.208	.107
Net Realized and Unrealized Gain (Loss) on Investments	.269	(.229)	(.181)	(.959)	(.511)
Total from Investment Operations	.661	.167	.173	(.751)	(.404)
Distributions					
Dividends from Net Investment Income	(.391)	(.397)	(.353)	(.209)	(.107)
Distributions from Realized Capital Gains	—	—	—	—	(.019)
Total Distributions	(.391)	(.397)	(.353)	(.209)	(.126)
Net Asset Value, End of Period	\$10.02	\$9.75	\$9.98	\$10.16	\$11.12
Total Return²	6.86%	1.71%	1.80%	-6.75%	-3.49%
Ratios/Supplemental Data					
Net Assets, End of Period (Millions)	\$562	\$658	\$585	\$605	\$757
Ratio of Total Expenses to Average Net Assets	0.20%	0.20% ³	0.20% ³	0.20% ³	0.20%
Ratio of Net Investment Income to Average Net Assets	3.93%	4.02%	3.58%	2.00%	0.93%
Portfolio Turnover Rate ⁴	173%	185%	217%	175%	181%

1 Calculated based on average shares outstanding.

2 Total returns do not include account service fees that may have applied in the periods shown. Fund prospectuses provide information about any applicable account service fees.

3 The ratio of expenses to average net assets for the period net of reduction from custody fee offset arrangements was 0.20%.

4 Includes 21%, 16%, 21%, 12%, and 3%, respectively, attributable to mortgage-dollar-roll activity.

Vanguard Intermediate-Term Treasury Fund Admiral Shares

For a Share Outstanding Throughout Each Period	Year Ended January 31,				
	2026	2025	2024	2023	2022
Net Asset Value, Beginning of Period	\$9.75	\$9.98	\$10.16	\$11.12	\$11.65
Investment Operations					
Net Investment Income ¹	.401	.406	.364	.219	.118
Net Realized and Unrealized Gain (Loss) on Investments	.270	(.229)	(.181)	(.959)	(.511)
Total from Investment Operations	.671	.177	.183	(.740)	(.393)
Distributions					
Dividends from Net Investment Income	(.401)	(.407)	(.363)	(.220)	(.118)
Distributions from Realized Capital Gains	—	—	—	—	(.019)
Total Distributions	(.401)	(.407)	(.363)	(.220)	(.137)
Net Asset Value, End of Period	\$10.02	\$9.75	\$9.98	\$10.16	\$11.12
Total Return²	6.97%	1.82%	1.90%	-6.66%	-3.39%
Ratios/Supplemental Data					
Net Assets, End of Period (Millions)	\$6,543	\$6,122	\$5,326	\$4,856	\$5,353
Ratio of Total Expenses to Average Net Assets	0.10%	0.10% ³	0.10% ³	0.10% ³	0.10%
Ratio of Net Investment Income to Average Net Assets	4.02%	4.12%	3.68%	2.12%	1.03%
Portfolio Turnover Rate ⁴	173%	185%	217%	175%	181%

1 Calculated based on average shares outstanding.

2 Total returns do not include account service fees that may have applied in the periods shown. Fund prospectuses provide information about any applicable account service fees.

3 The ratio of expenses to average net assets for the period net of reduction from custody fee offset arrangements was 0.10%.

4 Includes 21%, 16%, 21%, 12%, and 3%, respectively, attributable to mortgage-dollar-roll activity.

Vanguard Intermediate-Term Investment-Grade Fund Investor Shares

For a Share Outstanding Throughout Each Period	Year Ended January 31,				
	2026	2025	2024	2023	2022
Net Asset Value, Beginning of Period	\$8.58	\$8.65	\$8.62	\$9.67	\$10.39
Investment Operations					
Net Investment Income ¹	.419	.388	.332	.253	.218
Net Realized and Unrealized Gain (Loss) on Investments	.332	(.063)	.034	(1.039)	(.550)
Total from Investment Operations	.751	.325	.366	(.786)	(.332)
Distributions					
Dividends from Net Investment Income	(.431)	(.395)	(.336)	(.264)	(.224)
Distributions from Realized Capital Gains	—	—	—	—	(.164)
Total Distributions	(.431)	(.395)	(.336)	(.264)	(.388)
Net Asset Value, End of Period	\$8.90	\$8.58	\$8.65	\$8.62	\$9.67
Total Return²	8.91%	3.83%	4.44%	-8.09%	-3.27%
Ratios/Supplemental Data					
Net Assets, End of Period (Millions)	\$1,499	\$1,528	\$1,613	\$1,521	\$1,895
Ratio of Total Expenses to Average Net Assets	0.20%	0.20% ³	0.20% ³	0.20% ³	0.20%
Ratio of Net Investment Income to Average Net Assets	4.76%	4.51%	3.95%	2.91%	2.16%
Portfolio Turnover Rate	68%	78% ⁴	73% ⁴	93% ⁴	82% ⁴

1 Calculated based on average shares outstanding.

2 Total returns do not include account service fees that may have applied in the periods shown. Fund prospectuses provide information about any applicable account service fees.

3 The ratio of expenses to average net assets for the period net of reduction from custody fee offset arrangements was 0.20%.

4 Includes 2%, 2%, 11%, and 1%, respectively, attributable to mortgage-dollar-roll activity.

Vanguard Intermediate-Term Investment-Grade Fund Admiral Shares

For a Share Outstanding Throughout Each Period	Year Ended January 31,				
	2026	2025	2024	2023	2022
Net Asset Value, Beginning of Period	\$8.58	\$8.65	\$8.62	\$9.67	\$10.39
Investment Operations					
Net Investment Income ¹	.429	.397	.340	.262	.228
Net Realized and Unrealized Gain (Loss) on Investments	.332	(.064)	.035	(1.040)	(.550)
Total from Investment Operations	.761	.333	.375	(.778)	(.322)
Distributions					
Dividends from Net Investment Income	(.441)	(.403)	(.345)	(.272)	(.234)
Distributions from Realized Capital Gains	—	—	—	—	(.164)
Total Distributions	(.441)	(.403)	(.345)	(.272)	(.398)
Net Asset Value, End of Period	\$8.90	\$8.58	\$8.65	\$8.62	\$9.67
Total Return²	9.03%	3.94%	4.54%	-8.00%	-3.17%
Ratios/Supplemental Data					
Net Assets, End of Period (Millions)	\$37,286	\$33,434	\$30,575	\$29,569	\$34,013
Ratio of Total Expenses to Average Net Assets	0.09%	0.10% ³	0.10% ³	0.10% ³	0.10%
Ratio of Net Investment Income to Average Net Assets	4.87%	4.61%	4.05%	3.02%	2.25%
Portfolio Turnover Rate	68%	78% ⁴	73% ⁴	93% ⁴	82% ⁴

1 Calculated based on average shares outstanding.

2 Total returns do not include account service fees that may have applied in the periods shown. Fund prospectuses provide information about any applicable account service fees.

3 The ratio of expenses to average net assets for the period net of reduction from custody fee offset arrangements was 0.10%.

4 Includes 2%, 2%, 11%, and 1%, respectively, attributable to mortgage-dollar-roll activity.

Vanguard GNMA Fund Investor Shares

For a Share Outstanding Throughout Each Period	Year Ended January 31,				
	2026	2025	2024	2023	2022
Net Asset Value, Beginning of Period	\$9.15	\$9.28	\$9.44	\$10.41	\$10.73
Investment Operations					
Net Investment Income ¹	.346	.329	.304	.230	.085
Net Realized and Unrealized Gain (Loss) on Investments	.338	(.130)	(.160)	(.969)	(.321)
Total from Investment Operations	.684	.199	.144	(.739)	(.236)
Distributions					
Dividends from Net Investment Income	(.344)	(.329)	(.304)	(.231)	(.084)
Distributions from Realized Capital Gains	—	—	—	—	—
Total Distributions	(.344)	(.329)	(.304)	(.231)	(.084)
Net Asset Value, End of Period	\$9.49	\$9.15	\$9.28	\$9.44	\$10.41
Total Return²	7.59%	2.19%	1.62%	-7.09%	-2.21%
Ratios/Supplemental Data					
Net Assets, End of Period (Millions)	\$1,972	\$4,900	\$5,157	\$5,270	\$6,711
Ratio of Total Expenses to Average Net Assets	0.21%	0.21%	0.21% ³	0.21% ³	0.21%
Ratio of Net Investment Income to Average Net Assets	3.71%	3.57%	3.33%	2.40%	0.80%
Portfolio Turnover Rate ⁴	415% ⁵	388%	305%	478%	800%

1 Calculated based on average shares outstanding.

2 Total returns do not include account service fees that may have applied in the periods shown. Fund prospectuses provide information about any applicable account service fees.

3 The ratio of expenses to average net assets for the period net of reduction from custody fee offset arrangements was 0.21%.

4 Includes 272%, 259%, 180%, 206%, and 298%, respectively, attributable to mortgage-dollar-roll activity.

5 Excludes the value of portfolio securities received or delivered as a result of in-kind purchases or redemptions of the fund's capital shares.

Vanguard GNMA Fund Admiral Shares

For a Share Outstanding Throughout Each Period	Year Ended January 31,				
	2026	2025	2024	2023	2022
Net Asset Value, Beginning of Period	\$9.15	\$9.28	\$9.44	\$10.41	\$10.73
Investment Operations					
Net Investment Income ¹	.353	.338	.313	.239	.098
Net Realized and Unrealized Gain (Loss) on Investments	.340	(.130)	(.160)	(.969)	(.323)
Total from Investment Operations	.693	.208	.153	(.730)	(.225)
Distributions					
Dividends from Net Investment Income	(.353)	(.338)	(.313)	(.240)	(.095)
Distributions from Realized Capital Gains	—	—	—	—	—
Total Distributions	(.353)	(.338)	(.313)	(.240)	(.095)
Net Asset Value, End of Period	\$9.49	\$9.15	\$9.28	\$9.44	\$10.41
Total Return²	7.69%	2.28%	1.73%	-7.00%	-2.11%
Ratios/Supplemental Data					
Net Assets, End of Period (Millions)	\$9,189	\$9,122	\$10,233	\$11,685	\$15,587
Ratio of Total Expenses to Average Net Assets	0.11%	0.11%	0.11% ³	0.11% ³	0.11%
Ratio of Net Investment Income to Average Net Assets	3.78%	3.67%	3.42%	2.49%	0.92%
Portfolio Turnover Rate ⁴	415% ⁵	388%	305%	478%	800%

1 Calculated based on average shares outstanding.

2 Total returns do not include account service fees that may have applied in the periods shown. Fund prospectuses provide information about any applicable account service fees.

3 The ratio of expenses to average net assets for the period net of reduction from custody fee offset arrangements was 0.11%.

4 Includes 272%, 259%, 180%, 206%, and 298%, respectively, attributable to mortgage-dollar-roll activity.

5 Excludes the value of portfolio securities received or delivered as a result of in-kind purchases or redemptions of the fund's capital shares.

Vanguard Long-Term Treasury Fund Investor Shares

For a Share Outstanding Throughout Each Period	Year Ended January 31,				
	2026	2025	2024	2023	2022
Net Asset Value, Beginning of Period	\$7.90	\$8.54	\$9.36	\$12.29	\$13.55
Investment Operations					
Net Investment Income ¹	.343	.321	.294	.261	.239
Net Realized and Unrealized Gain (Loss) on Investments	.031	(.640)	(.821)	(2.931)	(.923)
Total from Investment Operations	.374	(.319)	(.527)	(2.670)	(.684)
Distributions					
Dividends from Net Investment Income	(.344)	(.321)	(.293)	(.260)	(.239)
Distributions from Realized Capital Gains	—	—	—	—	(.337)
Total Distributions	(.344)	(.321)	(.293)	(.260)	(.576)
Net Asset Value, End of Period	\$7.93	\$7.90	\$8.54	\$9.36	\$12.29
Total Return²	4.76%	-3.82%	-5.59%	-21.78%	-4.92%
Ratios/Supplemental Data					
Net Assets, End of Period (Millions)	\$498	\$588	\$637	\$574	\$750
Ratio of Total Expenses to Average Net Assets	0.20%	0.20% ³	0.20% ³	0.20% ³	0.20%
Ratio of Net Investment Income to Average Net Assets	4.29%	3.88%	3.42%	2.62%	1.90%
Portfolio Turnover Rate ⁴	292%	334%	136%	107%	106%

1 Calculated based on average shares outstanding.

2 Total returns do not include account service fees that may have applied in the periods shown. Fund prospectuses provide information about any applicable account service fees.

3 The ratio of expenses to average net assets for the period net of reduction from custody fee offset arrangements was 0.20%.

4 Includes 28%, 17%, 23%, 17%, and 2%, respectively, attributable to mortgage-dollar-roll activity.

Vanguard Long-Term Treasury Fund Admiral Shares

For a Share Outstanding Throughout Each Period	Year Ended January 31,				
	2026	2025	2024	2023	2022
Net Asset Value, Beginning of Period	\$7.90	\$8.54	\$9.36	\$12.29	\$13.55
Investment Operations					
Net Investment Income ¹	.352	.330	.302	.271	.252
Net Realized and Unrealized Gain (Loss) on Investments	.030	(.640)	(.820)	(2.931)	(.923)
Total from Investment Operations	.382	(.310)	(.518)	(2.660)	(.671)
Distributions					
Dividends from Net Investment Income	(.352)	(.330)	(.302)	(.270)	(.252)
Distributions from Realized Capital Gains	—	—	—	—	(.337)
Total Distributions	(.352)	(.330)	(.302)	(.270)	(.589)
Net Asset Value, End of Period	\$7.93	\$7.90	\$8.54	\$9.36	\$12.29
Total Return²	4.87%	-3.72%	-5.50%	-21.70%	-4.82%
Ratios/Supplemental Data					
Net Assets, End of Period (Millions)	\$2,339	\$2,254	\$2,423	\$2,464	\$2,954
Ratio of Total Expenses to Average Net Assets	0.10%	0.10% ³	0.10% ³	0.10% ³	0.10%
Ratio of Net Investment Income to Average Net Assets	4.40%	3.98%	3.51%	2.73%	2.00%
Portfolio Turnover Rate ⁴	292%	334%	136%	107%	106%

1 Calculated based on average shares outstanding.

2 Total returns do not include account service fees that may have applied in the periods shown. Fund prospectuses provide information about any applicable account service fees.

3 The ratio of expenses to average net assets for the period net of reduction from custody fee offset arrangements was 0.10%.

4 Includes 28%, 17%, 23%, 17%, and 2%, respectively, attributable to mortgage-dollar-roll activity.

Vanguard Long-Term Investment-Grade Fund Investor Shares

For a Share Outstanding Throughout Each Period	Year Ended January 31,				
	2026	2025	2024	2023	2022
Net Asset Value, Beginning of Period	\$7.54	\$8.03	\$8.32	\$10.33	\$11.42
Investment Operations					
Net Investment Income ¹	.378	.371	.363	.339	.323
Net Realized and Unrealized Gain (Loss) on Investments	.133	(.483)	(.281)	(2.001)	(.836)
Total from Investment Operations	.511	(.112)	.082	(1.662)	(.513)
Distributions					
Dividends from Net Investment Income	(.381)	(.378)	(.372)	(.348)	(.340)
Distributions from Realized Capital Gains	—	—	—	—	(.237)
Total Distributions	(.381)	(.378)	(.372)	(.348)	(.577)
Net Asset Value, End of Period	\$7.67	\$7.54	\$8.03	\$8.32	\$10.33
Total Return²	6.90%	-1.43%	1.21%	-16.05%	-4.64%
Ratios/Supplemental Data					
Net Assets, End of Period (Millions)	\$920	\$3,742	\$4,032	\$3,884	\$4,840
Ratio of Total Expenses to Average Net Assets	0.21%	0.21% ³	0.21%	0.21%	0.22%
Ratio of Net Investment Income to Average Net Assets	4.95%	4.76%	4.66%	3.98%	2.94%
Portfolio Turnover Rate	60% ⁴	42% ⁴	38%	26%	24%

1 Calculated based on average shares outstanding.

2 Total returns do not include account service fees that may have applied in the periods shown. Fund prospectuses provide information about any applicable account service fees.

3 The ratio of expenses to average net assets for the period net of reduction from custody fee offset arrangements was 0.21%.

4 Excludes the value of portfolio securities received or delivered as a result of in-kind purchases or redemptions of the fund's capital shares.

Vanguard Long-Term Investment-Grade Fund Admiral Shares

For a Share Outstanding Throughout Each Period	Year Ended January 31,				
	2026	2025	2024	2023	2022
Net Asset Value, Beginning of Period	\$7.54	\$8.03	\$8.32	\$10.33	\$11.42
Investment Operations					
Net Investment Income ¹	.383	.379	.371	.348	.334
Net Realized and Unrealized Gain (Loss) on Investments	.136	(.483)	(.282)	(2.001)	(.836)
Total from Investment Operations	.519	(.104)	.089	(1.653)	(.502)
Distributions					
Dividends from Net Investment Income	(.389)	(.386)	(.379)	(.357)	(.351)
Distributions from Realized Capital Gains	—	—	—	—	(.237)
Total Distributions	(.389)	(.386)	(.379)	(.357)	(.588)
Net Asset Value, End of Period	\$7.67	\$7.54	\$8.03	\$8.32	\$10.33
Total Return²	7.02%	-1.33%	1.31%	-15.97%	-4.54%
Ratios/Supplemental Data					
Net Assets, End of Period (Millions)	\$9,563	\$10,897	\$12,039	\$12,475	\$14,769
Ratio of Total Expenses to Average Net Assets	0.10%	0.11% ³	0.11%	0.12%	0.12%
Ratio of Net Investment Income to Average Net Assets	5.01%	4.85%	4.75%	4.08%	3.04%
Portfolio Turnover Rate	60% ⁴	42% ⁴	38%	26%	24%

1 Calculated based on average shares outstanding.

2 Total returns do not include account service fees that may have applied in the periods shown. Fund prospectuses provide information about any applicable account service fees.

3 The ratio of expenses to average net assets for the period net of reduction from custody fee offset arrangements was 0.11%.

4 Excludes the value of portfolio securities received or delivered as a result of in-kind purchases or redemptions of the fund's capital shares.

Additional Information

A Precautionary Note to Investment Companies. Each Fund's shares are issued by registered investment companies, and therefore the acquisition of such shares by other investment companies and private funds is subject to the restrictions of Section 12(d)(1) of the Investment Company Act of 1940 (the 1940 Act). SEC Rule 12d1-4 under the 1940 Act permits registered investment companies to invest in other registered investment companies beyond the limits in Section 12(d)(1), subject to certain conditions, including that funds with different investment advisors must enter into a fund of funds investment agreement.

Forum Selection. The Trust's Bylaws designate Delaware courts as the exclusive forum for certain claims against or related to the Trust, a trustee, an officer, or other employee of the Trust, except that, unless the Trust otherwise consents in writing, the U.S. Federal District Courts are the exclusive forum for the resolution of complaints under the Securities Act of 1933 or the 1940 Act. These provisions may limit a shareholder's ability to bring a claim in a different forum and may result in increased shareholder costs in pursuing such a claim.

Shareholder Rights. Each Fund's Agreement and Declaration of Trust, as amended, requires a shareholder bringing a derivative action on behalf of the Trust that is subject to a pre-suit demand to collectively hold at least 10% of the outstanding shares of the Trust or at least 10% of the outstanding shares of the series or class to which the demand relates and to undertake to reimburse the Trust for the expense of any counsel or advisors used when considering the merits of the demand in the event that the board of trustees determines not to bring such action. In each case, these requirements do not apply to claims arising under the federal securities laws to the extent that any such federal securities laws, rules, or regulations do not permit such application. The Trust's Bylaws also provide that shareholders waive the right to trial by jury to the fullest extent permitted by law.

Joint Committed Credit Facility. Each Fund participates, along with other funds managed by Vanguard, in a committed credit facility provided by a syndicate of lenders pursuant to a credit agreement that may be renewed annually; each Vanguard fund is individually liable for its borrowings, if any, under the credit facility. The amount and terms of the committed credit facility are subject to approval by the Board and renegotiation with the lender syndicate on an annual basis.

Securities Market Indexes

Listed below is the broad-based securities market index and one or more additional indexes with similar investment characteristics as the Funds, as referenced in the Funds' Average Annual Total Returns tables:

Bloomberg U.S. 1–5 Year Credit Bond Index. An index that includes investment-grade corporate and international dollar-denominated bonds with maturities of 1 to 5 years.

Bloomberg U.S. 5–10 Year Credit Bond Index. An index that includes investment-grade corporate and international dollar-denominated bonds with maturities of 5 to 10 years.

Bloomberg U.S. 1–5 Year Government Bond Index. An index that includes U.S. Treasury and agency obligations with maturities of 1 to 5 years.

Bloomberg U.S. 1–5 Year Treasury Bond Index. An index that includes U.S. Treasury obligations with maturities of 1 to 5 years.

Bloomberg U.S. 5–10 Year Treasury Bond Index. An index that includes U.S. Treasury obligations with maturities of 5 to 10 years.

Bloomberg U.S. Aggregate Bond Index. An index that is the broadest measure of the taxable U.S. bond market, including most U.S. Treasury, agency, corporate, mortgage-backed, asset-backed, and international dollar-denominated issues, all with investment-grade ratings (rated Baa3 or above by Moody's) and maturities of 1 year or more.

Bloomberg U.S. GNMA Bond Index. An index that includes mortgage-backed pass-through securities of the Government National Mortgage Association; these securities are based on pools of 15- and 30-year fixed-rate home mortgages.

Bloomberg U.S. Long Credit A or Better Bond Index. An index that includes top-quality corporate and international dollar-denominated bonds with maturities of 10 years or more.

Bloomberg U.S. Long Treasury Bond Index. An index that includes U.S. Treasury obligations with maturities of 10 years or more.

Vanguard Funds	Inception Date	Newspaper Abbreviation	Vanguard Fund Number	CUSIP Number
Vanguard Short-Term Treasury Fund				
Investor Shares	10/28/1991	STTsry	32	922031703
Admiral Shares	2/13/2001	STsryAdml	532	922031851
Vanguard Short-Term Federal Fund				
Investor Shares	12/31/1987	STFed	49	922031604
Admiral Shares	2/12/2001	STFedAdml	549	922031844
Vanguard Short-Term Investment-Grade Fund				
Investor Shares	10/29/1982	STIGrade	39	922031406
Admiral Shares	2/12/2001	STIGradeAdml	539	922031836
Vanguard Intermediate-Term Treasury Fund				
Investor Shares	10/28/1991	ITTsry	35	922031802
Admiral Shares	2/12/2001	ITsryAdml	535	922031828
Vanguard Intermediate-Term Investment-Grade Fund				
Investor Shares	11/1/1993	ITIGrade	71	922031885
Admiral Shares	2/12/2001	ITIGradeAdml	571	922031810
Vanguard GNMA Fund				
Investor Shares	6/27/1980	GNMA	36	922031307
Admiral Shares	2/12/2001	GNMAAdml	536	922031794
Vanguard Long-Term Treasury Fund				
Investor Shares	5/19/1986	LTTsry	83	922031505
Admiral Shares	2/12/2001	LTsryAdml	583	922031786
Vanguard Long-Term Investment-Grade Fund				
Investor Shares	7/9/1973	LTIGrade	28	922031109
Admiral Shares	2/12/2001	LTIGradeAdml	568	922031778

Inception Date means the date on which the assets of a fund (or one of its share classes) are first invested in accordance with the fund's investment objective. For funds with a subscription period, the inception date is the day after that period ends. Investment performance is generally measured from the inception date.

CGS identifiers have been provided by CUSIP Global Services, managed on behalf of the American Bankers Association by FactSet Research Systems Inc., and are not for use or dissemination in a manner that would serve as a substitute for any CUSIP service. The CUSIP Database, © 2026 American Bankers Association. "CUSIP" is a registered trademark of the American Bankers Association.

CFA® is a registered trademark owned by CFA Institute.

“Bloomberg®” and Bloomberg U.S. 1-5 Year Treasury Bond Index, Bloomberg U.S. Aggregate Bond Index, Bloomberg U.S. 1-5 Year Government Bond Index, Bloomberg U.S. 1-5 Year Credit Bond Index, Bloomberg U.S. 5-10 Year Treasury Bond Index, Bloomberg U.S. 5-10 Year Credit Bond Index, Bloomberg U.S. GNMA Bond Index, Bloomberg U.S. Long Treasury Bond Index, and Bloomberg U.S. Long Credit A or Better Bond Index (the “Indices”) are service marks of Bloomberg Finance L.P. and its affiliates, including Bloomberg Index Services Limited (“BISL”), the administrator of the index (collectively, “Bloomberg”), and have been licensed for use for certain purposes by Vanguard.

Vanguard Short-Term Treasury Fund, Vanguard Short-Term Federal Fund, Vanguard Short-Term Investment-Grade Fund, Vanguard Intermediate-Term Treasury Fund, Vanguard Intermediate-Term Investment-Grade Fund, Vanguard GNMA Fund, Vanguard Long-Term Treasury Fund, and Vanguard Long-Term Investment-Grade Fund (the “Funds”) are not sponsored, endorsed, sold or promoted by Bloomberg. Bloomberg does not make any representation or warranty, express or implied, to the owners of or counterparties to the Funds or any member of the public regarding the advisability of investing in securities or commodities generally or in the Funds particularly. The only relationship of Bloomberg to Vanguard is the licensing of certain trademarks, trade names and service marks and of the Indices, which are determined, composed and calculated by BISL without regard to Vanguard or the Funds. Bloomberg has no obligation to take the needs of Vanguard or the owners of the Funds into consideration in determining, composing or calculating the Indices. Bloomberg is not responsible for and has not participated in the determination of the timing, price, or quantities of the Funds to be issued. Bloomberg shall not have any obligation or liability, including, without limitation, to customers of the Funds, in connection with the administration, marketing or trading of the Funds.

BLOOMBERG DOES NOT GUARANTEE THE ACCURACY AND/OR THE COMPLETENESS OF THE INDICES OR ANY DATA RELATED THERETO AND SHALL HAVE NO LIABILITY FOR ANY ERRORS, OMISSIONS OR INTERRUPTIONS THEREIN. BLOOMBERG DOES NOT MAKE ANY WARRANTY, EXPRESS OR IMPLIED, AS TO RESULTS TO BE OBTAINED BY VANGUARD, OWNERS OF THE FUNDS OR ANY OTHER PERSON OR ENTITY FROM THE USE OF THE INDICES OR ANY DATA RELATED THERETO. BLOOMBERG DOES NOT MAKE ANY EXPRESS OR IMPLIED WARRANTIES AND EXPRESSLY DISCLAIMS ALL WARRANTIES OF MERCHANTABILITY OR FITNESS FOR A PARTICULAR PURPOSE OR USE WITH RESPECT TO THE INDICES OR ANY DATA RELATED THERETO. WITHOUT LIMITING ANY OF THE FOREGOING, TO THE MAXIMUM EXTENT ALLOWED BY LAW, BLOOMBERG, ITS LICENSORS, AND ITS AND THEIR RESPECTIVE EMPLOYEES, CONTRACTORS, AGENTS, SUPPLIERS, AND VENDORS SHALL HAVE NO LIABILITY OR RESPONSIBILITY WHATSOEVER FOR ANY INJURY OR DAMAGES—WHETHER DIRECT, INDIRECT, CONSEQUENTIAL, INCIDENTAL, PUNITIVE OR OTHERWISE—ARISING IN CONNECTION WITH THE FUNDS OR INDICES OR ANY DATA OR VALUES RELATING THERETO—WHETHER ARISING FROM THEIR NEGLIGENCE OR OTHERWISE, EVEN IF NOTIFIED OF THE POSSIBILITY THEREOF.

Contacting Vanguard

Web

Vanguard.com	For the most complete source of Vanguard news For fund, account, and service information For most account transactions For literature requests 24 hours a day, 7 days a week
--------------	--

Phone

Investor Information 800-662-7447 (Text telephone for people with hearing impairment at 800-749-7273)	For fund and service information For literature requests
Client Services 800-662-2739 (Text telephone for people with hearing impairment at 800-749-7273)	For account information For most account transactions
Participant Services 800-523-1188 (Text telephone for people with hearing impairment at 800-749-7273)	For information and services for participants in employer-sponsored plans
Institutional Division 800-523-1036	For information and services for large institutional investors
Financial Advisor and Intermediary Sales Support 800-997-2798	For information and services for financial intermediaries including financial advisors, broker-dealers, trust institutions, and insurance companies
Financial Advisory and Intermediary Trading Support 800-669-0498	For account information and trading support for financial intermediaries including financial advisors, broker-dealers, trust institutions, and insurance companies

This page intentionally left blank.

This page intentionally left blank.

This page intentionally left blank.



Connect with Vanguard® > vanguard.com

For More Information

If you would like more information about Vanguard Bond Funds, the following documents are available free upon request:

Annual/Semiannual Reports to Shareholders and Form N-CSR

Additional information about the Funds' investments is available in the Funds' annual and semiannual reports to shareholders and in Form N-CSR. In the annual reports, you will find a discussion of the market conditions and investment strategies that significantly affected the Funds' performance during their last fiscal year. In Form N-CSR, you will find the Funds' annual and semiannual financial statements.

Statement of Additional Information (SAI)

The SAI provides more detailed information about the Funds and is incorporated by reference into (and thus legally a part of) this Prospectus.

To obtain a free copy of the latest annual or semiannual report, financial statements, or the SAI, or to request additional information about the Funds or other Vanguard funds, please visit <https://vgi.vg/fund-literature> or contact us as follows:

If you are an individual investor:

Telephone: 800-662-7447; Text telephone for people with hearing impairment: 800-749-7273

If you are a participant in an employer-sponsored plan:

Telephone: 800-523-1188; Text telephone for people with hearing impairment: 800-749-7273

If you are a current Vanguard shareholder and would like information about your account, account transactions, and/or account statements, please call:

Client Services Department
Telephone: 800-662-2739; Text telephone for people with hearing impairment: 800-749-7273

Information Provided by the SEC

Reports and other information about the Funds are available in the EDGAR database on the SEC's website at sec.gov, or you can receive copies of this information, for a fee, by electronic request at the following email address: publicinfo@sec.gov.

Funds' Investment Company Act file number: 811-02368