



Vanguard Funds

Supplement Dated June 5, 2024, to the Prospectuses

Important Changes to the Funds

In March 2024, the Board of Trustees of Vanguard Municipal Cash Management Fund (MCMT) approved (1) the reclassification of MCMT from an institutional tax-exempt money market fund to a short-term municipal bond fund, and (2) MCMT's name change to Vanguard Municipal Low Duration Fund.

Prospectus Text Changes

Under the "Cash Management" heading, the following replaces the first sentence:

The Fund's (for Vanguard Variable Insurance Funds, "The Portfolio's") daily cash balance may be invested in Vanguard Market Liquidity Fund, a low-cost money market fund, and/or Vanguard Municipal Low Duration Fund, a short-term municipal bond fund (each, a CMT Fund).



Vanguard ESG U.S. Corporate Bond ETF Prospectus

December 22, 2023

Exchange-traded fund shares that are not individually redeemable and are listed on Cboe BZX Exchange, Inc.

Vanguard ESG U.S. Corporate Bond ETF Shares (VCEB)

This prospectus contains financial data for the Fund through the fiscal year ended August 31, 2023.

The Securities and Exchange Commission (SEC) has not approved or disapproved these securities or passed upon the adequacy of this prospectus. Any representation to the contrary is a criminal offense.

Contents

ETF Summary	1	Financial Highlights	32
Investing in Vanguard ETF [®] Shares	8	Glossary of Investment Terms	35
Investing in Index Funds	10		
More on the Fund and ETF Shares	11		
The Fund and Vanguard	25		
Investment Advisor	26		
Dividends, Capital Gains, and Taxes	27		
Share Price and Market Price	29		
Additional Information	31		

ETF Summary

Investment Objective

The Fund seeks to track the performance of a market-weighted corporate bond index that measures the investment return of investment-grade U.S. dollar-denominated bonds and is screened for certain environmental, social, and corporate governance criteria.

Fees and Expenses

The following table describes the fees and expenses you may pay if you buy, hold, and sell shares of the Fund. You may pay other fees, such as brokerage commissions and other fees to financial intermediaries, which are not reflected in the table and example below.

Shareholder Fees

(Fees paid directly from your investment)

Transaction Fee on Purchases and Sales	None*
Transaction Fee on Reinvested Dividends	None*

* None through Vanguard (Broker fees vary)

Annual Fund Operating Expenses

(Expenses that you pay each year as a percentage of the value of your investment)

Management Fees	0.08%
12b-1 Distribution Fee	None
Other Expenses	0.04%
Total Annual Fund Operating Expenses	0.12%

Example

The following example is intended to help you compare the cost of investing in the Fund's ETF Shares with the cost of investing in other funds. It illustrates the hypothetical expenses that you would incur over various periods if you were to invest \$10,000 in the Fund's shares. This example assumes that the shares provide a return of 5% each year and that total annual fund operating expenses remain as stated in the preceding table. You would incur these hypothetical expenses whether or not you were to sell your shares at the end of the given period. Although your actual costs may be higher or lower, based on these assumptions your costs would be:

1 Year	3 Years	5 Years	10 Years
\$12	\$39	\$68	\$154

This example does not include the brokerage commissions that you may pay to buy and sell shares of the Fund.

Portfolio Turnover

The Fund pays transaction costs, such as commissions, when it buys and sells securities (or “turns over” its portfolio). A higher portfolio turnover rate may indicate higher transaction costs and may result in more taxes when Fund shares are held in a taxable account. These costs, which are not reflected in annual fund operating expenses or in the previous expense example, reduce the Fund's performance. During the most recent fiscal year, the Fund's portfolio turnover rate was 28% of the average value of its portfolio.

Principal Investment Strategies

The Fund employs an indexing investment approach designed to track the performance of the Bloomberg MSCI US Corporate SRI Select Index (the “Index”). The Index is a subset of the Bloomberg U.S. Corporate Index (the “Parent Index”), which serves as the universe of eligible bonds for use in constructing the Index and represents U.S. dollar-denominated, taxable, investment-grade corporate bonds. The Index excludes bonds with maturities of less than 1 year and with less than \$750 million outstanding, and is screened for certain environmental, social, and governance (ESG) criteria by the Index provider, which is independent of Vanguard. The Index excludes the bonds of companies that the Index provider determines engage in (which may include manufacturing, owning, and operating), have a specified level of involvement in, and/or derive threshold amounts of revenue from certain activities or business segments related to the following: adult entertainment, alcohol, gambling, tobacco, nuclear weapons, controversial weapons, conventional weapons,

civilian firearms, nuclear power, and thermal coal, oil, or gas. The level or type of involvement in, or amount of revenue earned from, certain activities or business segments that lead to exclusion by the Index provider can vary from one activity or business segment to another. The Index also excludes the bonds of any company that, as determined by the Index provider, does not meet certain standards defined by the Index provider with respect to an ESG controversies assessment, which measures a company's involvement in major ESG controversies and how well they adhere to international norms and principles, or does not have an ESG controversy assessment score. Where MSCI, the Index provider's data source, has insufficient or no data available to adequately assess a particular issuer relative to the ESG criteria of the Index, bonds of such issuer may be excluded from the Index until such time as they may be determined to be eligible by MSCI. Additionally, the Index excludes bonds of companies that fail to have at least one woman on their board of directors and companies for which the Index provider does not have board diversity data. The screens for ESG criteria described above do not apply to government-issued bonds (e.g., U.S. Treasury securities), asset-backed securities, mortgage-backed securities, and commercial mortgage-backed securities.

See the **Security Selection** section for more information regarding the Index exclusions. The components of the Index are likely to change over time.

The Fund invests by *sampling* the Index, meaning that it holds a range of securities that, in the aggregate, approximates the full Index in terms of key risk factors and other characteristics. All of the Fund's investments will be selected through the sampling process, and under normal circumstances, at least 80% of the Fund's assets will be invested in bonds included in the Index. The Fund seeks to maintain a dollar-weighted average maturity consistent with that of the Index.

Principal Risks

An investment in the Fund could lose money over short or long periods of time. You should expect the Fund's share price and total return to fluctuate within a wide range. The Fund is subject to the following risks, which could affect the Fund's performance, and the level of risk may vary based on market conditions:

- *Credit risk*, which is the chance that a bond issuer will fail to pay interest or principal in a timely manner or that negative perceptions of the issuer's ability to make such payments will cause the price of that bond to decline.
- *Interest rate risk*, which is the chance that bond prices will decline because of rising interest rates. Interest rate risk should be low for short-term bond funds, moderate for intermediate-term bond funds, and high for long-term bond funds.

- *Income risk*, which is the chance that the Fund's income will decline because of falling interest rates. Income risk is generally higher for short-term bond funds and lower for long-term bond funds.
- *Liquidity risk*, which is the chance that a Fund may not be able to sell a security in a timely manner at a desired price.
- *Index sampling risk*, which is the chance that the securities selected for the Fund, in the aggregate, will not provide investment performance matching that of the Fund's target index.
- *ESG investing risk*, which is the chance that the bonds selected by the index provider for inclusion in the index based on its disclosed ESG criteria generally will underperform the market as a whole or that the particular bonds selected for the index will, in the aggregate, trail returns of other ESG funds. There are significant differences in interpretations of what it means for a company to meet ESG criteria. The index provider's assessment of a company or of ESG criteria may differ from an investor's assessment. As a result, bonds selected by the index provider for inclusion in the index may not reflect the beliefs and values of any particular investor and may not exhibit positive or favorable ESG characteristics. The index provider is dependent on the availability of timely and accurate ESG data used to evaluate their ESG criteria. The ESG criteria assessed by the index provider may change over time. In addition, the Fund's target index may, at times, become focused in bonds of a particular market sector, which would subject the Fund to proportionately higher exposure to the risks of that sector. The index provider may evaluate security-level ESG data and, if applicable, ESG criteria that are relevant to the index only at index reviews or rebalances. Securities included in the index may cease to meet the relevant ESG criteria but may nevertheless remain in the index and the Fund until a future review or rebalance by the index provider. As a result, certain securities in the index, or the index as a whole, may not meet the relevant ESG criteria at all times.

Because the Fund is an exchange-traded fund (ETF) and the Fund's shares are traded on an exchange, the Fund is subject to additional risks:

- The Fund's ETF Shares are listed for trading on Cboe BZX Exchange, Inc. and are bought and sold on the secondary market at market prices. Although it is expected that the market price of an ETF Share typically will approximate its net asset value (NAV), there may be times when the market price and the NAV differ significantly. Thus, you may pay more or less than NAV when you buy ETF Shares on the secondary market, and you may receive more or less than NAV when you sell those shares.
- Although the Fund's ETF Shares are listed for trading on Cboe BZX Exchange, Inc., it is possible that an active trading market may not be maintained.

- Trading of the Fund's ETF Shares may be halted by the activation of individual or marketwide trading halts (which halt trading for a specific period of time when the price of a particular security or overall market prices decline by a specified percentage). Trading of the Fund's ETF Shares may also be halted if (1) the shares are delisted from Cboe BZX Exchange, Inc. without first being listed on another exchange or (2) Cboe BZX Exchange, Inc. officials determine that such action is appropriate in the interest of a fair and orderly market or for the protection of investors.

An investment in the Fund is not a deposit of a bank and is not insured or guaranteed by the Federal Deposit Insurance Corporation or any other government agency.

Annual Total Returns

The following bar chart and table are intended to help you understand the risks of investing in the Fund. The bar chart shows how the performance of the Fund's ETF Shares (based on NAV) has varied from one calendar year to another over the periods shown. The table shows how the average annual total returns of the ETF Shares compare with those of the Fund's target index and another comparative index, which have investment characteristics similar to those of the Fund. Keep in mind that the Fund's past performance (before and after taxes) does not indicate how the Fund will perform in the future. Updated performance information is available on our website at vanguard.com/performance or by calling Vanguard toll-free at 800-662-7447.

Annual Total Returns — Vanguard ESG U.S. Corporate Bond ETF Shares¹



¹ The year-to-date return as of the most recent calendar quarter, which ended on September 30, 2023, was 0.36%.

During the periods shown in the bar chart, the highest and lowest returns for a calendar quarter were:

	Total Return	Quarter
Highest	3.47%	June 30, 2021
Lowest	-7.35%	March 31, 2022

Average Annual Total Returns for Periods Ended December 31, 2022

	1 Year	Since Fund Inception	Fund Inception Date
Vanguard ESG US Corporate Bond ETF			9/22/2020
<i>Based on NAV</i>			
Return Before Taxes	-15.28%	-6.98%	
Return After Taxes on Distributions	-16.21	-7.78	
Return After Taxes on Distributions and Sale of Fund Shares	-9.03	-5.55	
<i>Based on Market Price</i>			
Return Before Taxes	-15.11	-6.95	
Bloomberg MSCI U.S. Corporate SRI Select Index (reflects no deduction for fees, expenses, or taxes)	-15.12%	-6.81%	
Bloomberg U.S. Corporate Bond Index (reflects no deduction for fees, expenses, or taxes)	-15.76	-6.74	

Investment Advisor

The Vanguard Group, Inc. (Vanguard)

Portfolio Manager

Joshua C. Barrickman, CFA, Principal of Vanguard and co-head of Vanguard's Fixed Income Indexing Americas. He has managed the Fund since its inception in 2020.

Purchase and Sale of Fund Shares

ETF Shares may only be bought and sold in the secondary market through a brokerage firm. The price you pay or receive for ETF Shares will be the prevailing market price, which may be more (premium) or less (discount) than the NAV of the shares. The brokerage firm may charge you a commission to execute the transaction. Unless imposed by your brokerage firm, there is no minimum dollar amount you must invest and no minimum number of shares you must buy. ETF Shares of the Fund cannot be directly purchased from or redeemed with the Fund, except by certain authorized broker-dealers. These broker-dealers may purchase and redeem ETF Shares only in large blocks (Creation Units), typically in exchange for baskets of securities.

An investor may incur costs attributable to the difference between the highest price a buyer is willing to pay to purchase ETF Shares (bid) and the lowest price a seller is willing to accept for ETF Shares (ask) when buying or selling shares in the secondary market (bid-ask spread). Recent information, including information on the Fund's NAV, market price, premiums and discounts, and bid-ask spreads, is available online at *vanguard.com*.

Tax Information

The Fund's distributions may be taxable as ordinary income or capital gain. If you are investing through a tax-advantaged account, such as an IRA or an employer-sponsored retirement or savings plan, special tax rules apply.

Payments to Financial Intermediaries

The Fund and its investment advisor do not pay financial intermediaries for sales of Fund shares.

Investing in Vanguard ETF[®] Shares

What Are Vanguard ETF Shares?

Vanguard ETF Shares are an exchange-traded class of shares issued by certain Vanguard funds. ETF Shares represent an interest in the portfolio of stocks or bonds held by the issuing fund.

How Are Vanguard ETF Shares Different From Conventional Mutual Fund Shares?

Conventional mutual fund shares can be directly purchased from and redeemed with the issuing fund for cash at the net asset value (NAV), typically calculated once a day. ETF Shares, by contrast, cannot be purchased directly from or redeemed directly with the issuing fund by an individual investor. Rather, ETF Shares can only be purchased or redeemed directly from the issuing fund by certain authorized broker-dealers. These broker-dealers may purchase and redeem ETF Shares only in large blocks (Creation Units), usually in exchange for baskets of securities and not for cash (although some funds issue and redeem Creation Units in exchange for cash or a combination of cash and securities).

An organized secondary trading market is expected to exist for ETF Shares, unlike conventional mutual fund shares, because ETF Shares are listed for trading on a national securities exchange. Individual investors can purchase and sell ETF Shares on the secondary market through a broker. Secondary-market transactions occur not at NAV, but at market prices that are subject to change throughout the day based on the supply of and demand for ETF Shares, changes in the prices of the fund's portfolio holdings, and other factors.

The market price of a fund's ETF Shares typically will differ somewhat from the NAV of those shares. The difference between market price and NAV is expected to be small most of the time, but in times of market disruption or extreme market volatility, the difference may become significant.

How Do I Buy and Sell Vanguard ETF Shares?

ETF Shares of the Fund are listed for trading on Cboe BZX Exchange, Inc. You can buy and sell ETF Shares on the secondary market in the same way you buy and sell any other exchange-traded security—through a broker. Your broker may charge a commission to execute a transaction. You will also incur the cost of the “bid-ask spread,” which is the difference between the highest price a buyer is willing to pay to purchase ETF Shares (bid) and the lowest price a seller is willing to accept for ETF Shares (ask) when buying or selling shares in the secondary market. Because secondary-market transactions occur at market prices, you may pay more (premium) or less (discount) than NAV when you buy ETF Shares and receive more or less than NAV when you sell those shares. In times of severe

market disruption, the bid-ask spread and premiums/discounts can increase significantly. Unless imposed by your broker, there is no minimum dollar amount you must invest and no minimum number of ETF Shares you must buy.

Your ownership of ETF Shares will be shown on the records of the broker through which you hold the shares. Vanguard will not have any record of your ownership. Your account information will be maintained by your broker, which will provide you with account statements, confirmations of your purchases and sales of ETF Shares, and tax information. Your broker also will be responsible for ensuring that you receive income and capital gains distributions, as well as shareholder reports and other communications from the fund whose ETF Shares you own. You will receive other services (e.g., dividend reinvestment and average cost information) only if your broker offers these services.

Investing in Index Funds

What Is Indexing?

Indexing is an investment strategy for tracking the performance of a specified market benchmark, or “index.” An index is a group of securities whose overall performance is used as a standard to measure the investment performance of a particular market. There are many types of indexes. Some represent entire markets—such as the U.S. stock market or the U.S. bond market. Other indexes cover market segments—such as small-capitalization stocks or short-term bonds. One cannot invest directly in an index.


The index provider determines the securities to include in the index and the weighting of each security in the index. Under normal circumstances, the index provider will rebalance an index on a regular schedule. An index provider may carry out additional ad hoc index rebalances or delay or cancel a scheduled rebalance. Generally, the index provider does not provide any warranty, or accept any liability, with respect to the quality, accuracy, or completeness of either the target index or its related data. Errors made by the index provider may occur from time to time and may not be identified by the index provider for a period of time or at all. Vanguard does not provide any warranty or guarantee against such errors. Therefore, the gains, losses, or costs associated with the index provider’s errors will generally be borne by the index fund and its shareholders.

An index fund seeks to hold all, or a representative sample, of the securities that make up its target index. Index funds attempt to mirror the performance of the target index, for better or worse. However, an index fund generally does not perform *exactly* like its target index. For example, index funds have operating expenses and transaction costs. Market indexes do not, and therefore they will usually have a slight performance advantage over funds that track them. The ability of an index fund to match its performance to that of its target index can also be impacted by, among other things, the timing and size of cash flows, asset valuation differences, and the size of the fund. Market disruptions could also have an adverse effect on a fund’s ability to adjust its exposure to the required levels in order to track the index. The risk that a fund may not track the performance of its target index may be heightened during times of increased market volatility or other unusual market conditions.

Index funds typically have the following characteristics:

- *Variety of investments.* Depending on a fund’s benchmark index, the fund may invest in the securities of a variety of companies, industries, and/or governments or government agencies.
- *Relative performance consistency.* Because they seek to track market benchmarks, index funds usually do not perform dramatically better or worse than their benchmarks.
- *Low cost.* Index funds are generally inexpensive to run compared with actively managed funds. They have low or no research costs and typically keep trading activity—and thus dealer markups and other transaction costs—to a minimum compared with actively managed funds.

More on the Fund and ETF Shares

This prospectus describes the principal risks you would face as a Fund shareholder. It is important to keep in mind one of the main principles of investing: generally, the higher the risk of losing money, the higher the potential reward. The reverse, also, is generally true: the lower the risk, the lower the potential reward. As you consider an investment in any fund, you should take into account your personal tolerance for fluctuations in the securities markets. Look for this  symbol throughout the prospectus. It is used to mark detailed information about the more significant risks that you would confront as a Fund shareholder. To highlight terms and concepts important to fund investors, we have provided Plain Talk[®] explanations along the way. Reading the prospectus will help you decide whether the Fund is the right investment for you. We suggest that you keep this prospectus for future reference.

A Note to Investors

Vanguard ETF Shares can be purchased directly from the issuing Fund only by certain authorized broker-dealers in exchange for a basket of securities (or, in some cases, for cash or a combination of cash and securities). Individual investors generally will not be able to purchase ETF Shares directly from the Fund. Instead, these investors will purchase ETF Shares on the secondary market through a broker.

Plain Talk About Fund Expenses

All funds have operating expenses. These expenses, which are deducted from a fund's gross income, are expressed as a percentage of the net assets of the fund. Assuming that operating expenses remain as stated in the Fees and Expenses section, Vanguard ESG U.S. Corporate Bond ETF Shares' expense ratio would be 0.12%, or \$1.20 per \$1,000 of average net assets. The average expense ratio for Corporate Debt Funds BBB-Rated in 2022 was 0.78%, or \$7.80 per \$1,000 of average net assets (derived from data provided by Lipper, a Thomson Reuters Company, which reports on the fund industry).

Plain Talk About Costs of Investing

Costs are an important consideration in choosing an ETF. That is because you, as a shareholder, pay a proportionate share of the costs of operating a fund and any transaction costs incurred when the fund buys or sells securities. These costs can erode a substantial portion of the gross income or the capital appreciation a fund achieves. Even seemingly small differences in expenses can, over time, have a dramatic effect on a fund's performance.

The following sections explain the principal investment strategies and policies that the Fund uses in pursuit of its investment objective. The Fund's board of trustees, which oversees the Fund's management, may change investment strategies or policies in the interest of shareholders without a shareholder vote, unless those strategies or policies are designated as fundamental. Note that the Fund's investment objective is not fundamental and may be changed without a shareholder vote. However, the Fund's policy of investing at least 80% of its assets in bonds that are included in its target index may be changed only upon 60 days' notice to shareholders.

Market Exposure



The Fund is subject to interest rate risk, which is the chance that bond prices will decline because of rising interest rates. Interest rate risk should be low for short-term bond funds, moderate for intermediate-term bond funds, and high for long-term bond funds.

Although fixed income securities (commonly referred to as bonds) are often thought to be less risky than stocks, there have been periods when bond prices have fallen significantly because of rising interest rates. For instance, prices of long-term bonds fell by almost 48% between December 1976 and September 1981.

To illustrate the relationship between bond prices and interest rates, the following table shows the effect of a 1% and a 2% change (both up and down) in interest rates on the values of three noncallable bonds (i.e., bonds that cannot be redeemed by the issuer) of different maturities, each with a face value of \$1,000.

How Interest Rate Changes Affect the Value of a \$1,000 Bond¹

Type of Bond (Maturity)	After a 1% Increase	After a 1% Decrease	After a 2% Increase	After a 2% Decrease
Short-Term (2.5 years)	\$977	\$1,024	\$954	\$1,049
Intermediate-Term (10 years)	922	1,086	851	1,180
Long-Term (20 years)	874	1,150	769	1,328

¹ Assuming a 4% coupon rate.

These figures are for illustration only; you should not regard them as an indication of future performance of the bond market as a whole or the Fund in particular.

Plain Talk About Bonds and Interest Rates

As a rule, when interest rates rise, bond prices fall. The opposite is also true: Bond prices go up when interest rates fall. Why do bond prices and interest rates move in opposite directions? Let's assume that you hold a bond offering a 4% yield. A year later, interest rates are on the rise and bonds of comparable quality and maturity are offered with a 5% yield. With higher-yielding bonds available, you would have trouble selling your 4% bond for the price you paid—you would probably have to lower your asking price. On the other hand, if interest rates were falling and 3% bonds were being offered, you should be able to sell your 4% bond for more than you paid.

Changes in interest rates can affect bond *income* as well as bond *prices*.



The Fund is subject to income risk, which is the chance that the Fund's income will decline because of falling interest rates. Income risk is generally higher for short-term bond funds and lower for long-term bond funds.

Plain Talk About Bond Maturities

A bond is issued with a specific maturity date—the date when the issuer must pay back the bond’s principal (face value). Bond maturities range from less than 1 year to more than 30 years. Typically, the longer a bond’s maturity, the more price risk you, as a bond investor, will face as interest rates rise—but also the higher the potential yield you could receive. Longer-term bonds are generally more suitable for investors willing to take a greater risk of price fluctuations to get higher and more stable interest income. Shorter-term bond investors should be willing to accept lower yields and greater income variability in return for less fluctuation in the value of their investment. The stated maturity of a bond may differ from the effective maturity of a bond, which takes into consideration that an action such as a call or refunding may cause bonds to be repaid before their stated maturity dates.

Although falling interest rates tend to strengthen bond prices, they can cause other problems for bond fund investors—bond calls and prepayments.



The Fund is subject to call risk, which is the chance that during periods of falling interest rates, issuers of callable bonds may call (redeem) securities with higher coupon rates or interest rates before their maturity dates. The Fund would then lose any price appreciation above the bond’s call price and would be forced to reinvest the unanticipated proceeds at lower interest rates, resulting in a decline in the Fund’s income. Such redemptions and subsequent reinvestments would also increase the Fund’s portfolio turnover rate.

The Index that the Fund seeks to track includes only a limited number of callable bonds. Thus, call risk for the Fund should be low.



The Fund is subject to credit risk, which is the chance that a bond issuer will fail to pay interest or principal in a timely manner or that negative perceptions of the issuer’s ability to make such payments will cause the price of that bond to decline.

Plain Talk About Credit Quality

A bond's credit quality rating is an assessment of the issuer's ability to pay interest on the bond and, ultimately, to repay the principal. The lower the credit quality, the greater the perceived chance that the bond issuer will default, or fail to meet its payment obligations. All things being equal, the lower a bond's credit quality, the higher its yield should be to compensate investors for assuming additional risk.

The Fund is expected to have moderate credit risk as a result of its investments in investment-grade bonds. Investment-grade bonds are those rated BBB/Baa or higher by a credit rating agency, and therefore investment-grade bonds are a mixture of high- and medium- quality bonds.



The Fund is subject to liquidity risk, which is the chance that a Fund may not be able to sell a security in a timely manner at a desired price.

Corporate bonds are traded among dealers and brokers that connect buyers with sellers. Liquidity in the corporate bond market may be challenged depending on overall economic conditions and credit tightening. There may be little trading in the secondary market for particular bonds and other debt securities, which may make them more difficult to value or sell.

To a limited extent, the Fund is also exposed to *event risk*, which is the chance that corporate fixed income securities held by the Fund may suffer a substantial decline in credit quality and market value because of a restructuring of the companies that issued the securities or because of other factors negatively affecting issuers.

Plain Talk About Types of Bonds

Bonds are issued (sold) by many sources: Corporations issue corporate bonds; the federal government issues U.S. Treasury bonds; agencies of the federal government issue agency bonds; financial institutions issue asset-backed bonds; and mortgage holders issue "mortgage-backed" pass-through certificates. Each issuer is responsible for paying back the bond's initial value as well as for making periodic interest payments. Many bonds issued by government agencies and entities are neither guaranteed nor insured by the U.S. government.

Market disruptions can adversely affect local and global markets as well as normal market conditions and operations. Any such disruptions could have an adverse impact on the value of the Fund's investments and Fund performance.

Security Selection

Index sampling strategy. Because it would be very expensive and inefficient to buy and sell *all* bonds held in its target index—which is an indexing strategy called “replication”—the Fund uses index “sampling” techniques to select securities. The Fund’s advisor generally selects a representative sample of securities that approximates the full target index in terms of key risk factors and other characteristics. These factors include duration, cash flow, quality, and callability of the underlying bonds. In addition, the Fund keeps sector and subsector exposure within tight boundaries relative to its target index. Because the Fund does not hold all of the securities included in its target index, some of the securities (and issuers) that are held will likely be overweighted (or underweighted) compared with the target index. The maximum overweight (or underweight) is constrained at the issuer level with the goal of producing well-diversified credit exposure in the portfolio.

Bloomberg MSCI US Corporate SRI Select Index. The Index is a subset of the Bloomberg U.S. Corporate Index (the “Parent Index”), which serves as the universe of eligible bonds for use in constructing the Index and represents U.S. dollar-denominated, taxable, investment-grade corporate bonds. The Index excludes bonds with maturities of less than 1 year and with less than \$750 million outstanding, and is screened for certain ESG criteria by the Index provider, which is independent of Vanguard. The Index excludes the bonds of companies that the Index provider determines engage in (which may include manufacturing, owning, and operating), have a specified level of involvement in, and/or derive threshold amounts of revenue from one or more of the following activities: (i) production, distribution, and retail of adult entertainment materials; (ii) production, distribution, retail, and supply of alcohol related products; (iii) involvement in certain gambling related business activities; (iv) production, distribution, retail, supply, and licensing of tobacco related products; (v) manufacture of nuclear weapons or key nuclear weapons components; (vi) manufacture of biological and chemical weapons or key biological and chemical weapons components; cluster munitions whole weapons systems, components, or delivery platforms; landmines whole systems or components; or involvement in the production of depleted uranium (DU) weapons, ammunition, and armor; (vii) production of conventional weapons and components or involvement with conventional weapons support systems and services; (viii) production and/or distribution (wholesale or retail) of firearms or small arms ammunition intended for civilian use (companies that cater to the military, government, and law

enforcement markets are not included in the foregoing); (ix) ownership or operation of nuclear power plants or active uranium mines; involvement in uranium enrichment and processing; involvement in the design and engineering of nuclear power reactors; or supplying nuclear power activities; and (x) have an industry tie to fossil fuels (thermal coal, oil and gas), in particular, reserve ownership, related revenues and power generation (companies providing evidence of owning metallurgical coal reserves are not included in the foregoing). The level or type of involvement in, or amount of revenue earned from, certain activities or business segments that lead to exclusion by the Index provider can vary from one activity or business segment to another.

In addition, the Index methodology excludes the bonds of companies that, as determined by the Index provider, do not meet certain standards defined by the Index provider with respect to an ESG controversies assessment or do not have an ESG controversy assessment score. The ESG controversies assessment measures a company's involvement in major ESG controversies and how well they adhere to international norms and principles. Where MSCI, the Index provider's data source, has insufficient or no data available to adequately assess a particular issuer relative to the ESG criteria of the Index, bonds of such issuer may be excluded from the Index until such time as they may be determined to be eligible by MSCI. The Index also excludes bonds of companies that fail to have at least one woman on their board of directors and companies for which the Index provider does not have board diversity data. The screens for ESG criteria described above do not apply to government-issued bonds (e.g., U.S. Treasury securities), asset-backed securities, mortgage-backed securities, and commercial mortgage-backed securities.

The components of the target Index of the Fund are reconstituted and rebalanced on a monthly basis and are likely to change over time. The Index rebalances as a market-weighted index, and bonds may enter or fall out of the Index on a monthly basis. New securities are added to and removed from an index in connection with the month-end index rebalancing process. As of August 31, 2023, the number of bonds (components) in the Index was approximately 2,667.

The Index is owned, calculated, and controlled by the Index provider in its sole discretion. Neither the Fund's adviser nor its affiliates have any discretion to select Index components or change the Index methodology.



The Fund is subject to ESG investing risk, which is the chance that bonds selected by the index provider for inclusion in the index based on its disclosed ESG criteria generally will underperform the market as a whole or that the particular bonds selected for the index will, in the aggregate, trail returns of other ESG funds. There are significant differences in interpretations of what it means for a company to meet ESG criteria. The index provider's assessment of a company or of ESG criteria may differ from an investor's assessment. As a result, bonds selected by the index provider for inclusion in the index may not reflect the beliefs and values of any particular investor and may not exhibit positive or favorable ESG characteristics. The index provider is dependent on the availability of timely and accurate ESG data used to evaluate their ESG criteria. The ESG criteria assessed by the index provider may change over time. In addition, the Fund's target index may, at times, become focused in bonds of a particular market sector, which would subject the Fund to proportionately higher exposure to the risks of that sector. The index provider may evaluate security-level ESG data and, if applicable, ESG criteria that are relevant to the index only at index reviews or rebalances. Securities included in the index may cease to meet the relevant ESG criteria but may nevertheless remain in the index and the Fund until a future review or rebalance by the index provider. As a result, certain securities in the index, or the index as a whole, may not meet the relevant ESG criteria at all times.

Types of bonds. The Fund seeks to track an index (the "Index") that is a subset of the Bloomberg U.S. Corporate Index (the "Parent Index"). The Index measures U.S. dollar-denominated, investment-grade, fixed-rate, taxable bonds with greater than 1 year maturity and greater than \$750 million outstanding, and is screened for certain environmental, social, and corporate governance (ESG) criteria.

The Fund invests in the following types of bonds:

- Corporate debt obligations—usually called bonds—represent loans by an investor to a corporation.
- U.S. government and agency bonds represent loans by investors to the U.S. Treasury or a wide variety of government agencies and instrumentalities. Securities issued by most U.S. government entities are neither guaranteed by the U.S. Treasury nor backed by the full faith and credit of the U.S. government. These entities include, among others, the Federal Home Loan Banks (FHLBs), the Federal National Mortgage Association (FNMA), and the Federal Home Loan Mortgage Corporation (FHLMC). Securities issued by the U.S. Treasury and a small number of U.S. government agencies, such as the Government National Mortgage Association (GNMA), are backed by the full faith and credit of the U.S. government. The market values of U.S. government and agency securities and U.S. Treasury securities are subject to fluctuation.
- Cash equivalent investments is a blanket term that describes a variety of short-term fixed income investments, including money market instruments,

commercial paper, bank certificates of deposit, banker's acceptances, and repurchase agreements. Repurchase agreements represent short-term (normally overnight) loans by a fund to banks or large securities dealers. Repurchase agreements can carry several risks. For instance, if the seller is unable to repurchase the securities as promised, a fund may experience a loss when trying to sell the securities to another buyer. Also, if the seller becomes insolvent, a bankruptcy court may determine that the securities do not belong to a fund and order that the securities be used to pay off the seller's debts. The Fund's advisor believes that these risks can be controlled through careful security selection and monitoring.

- Futures, options, and other derivatives are described in detail under Other Investment Policies and Risks.
- International dollar-denominated bonds are bonds denominated in U.S. dollars and issued by foreign governments and companies. To the extent that a Fund owns foreign bonds, it is subject to country risk, which is the chance that world events— such as political upheaval, financial troubles, or natural disasters—will adversely affect the value and/or liquidity of securities issued by companies in foreign countries. In addition, the prices of foreign bonds and the prices of U.S. bonds have, at times, moved in opposite directions. Because the bond's value is designated in dollars rather than in the currency of the issuer's country, the investor is not exposed to currency risk; rather, the issuer assumes that risk, usually to attract U.S. investors. Although currency movements do not affect the value of international dollar-denominated bonds directly, they could affect the value indirectly by adversely affecting the issuer's ability (or the market's perception of the issuer's ability) to pay interest or repay principal.

Plain Talk About U.S. Government-Sponsored Enterprises

A variety of U.S. government-sponsored enterprises (GSEs), such as the Federal Home Loan Mortgage Corporation (FHLMC), the Federal National Mortgage Association (FNMA), and the Federal Home Loan Banks (FHLBs), issue debt and mortgage-backed securities. Although GSEs may be chartered or sponsored by acts of Congress, they are not funded by congressional appropriations. In September of 2008, the U.S. Treasury placed FNMA and FHLMC under conservatorship and appointed the Federal Housing Finance Agency (FHFA) to manage their daily operations. In addition, the U.S. Treasury entered into purchase agreements with FNMA and FHLMC to provide them with capital in exchange for senior preferred stock. Generally, a GSE's securities are neither issued nor guaranteed by the U.S. Treasury and are not backed by the full faith and credit of the U.S. government. In most cases, these securities are supported only by the credit of the GSE, standing alone. In some cases, a GSE's securities may be supported by the ability of the GSE to borrow from the U.S. Treasury or may be supported by the U.S. government in some other way. Securities issued by the Government National Mortgage Association (GNMA), however, are backed by the full faith and credit of the U.S. government.

Other Investment Policies and Risks

Under normal circumstances, the Fund will invest at least 80% of its assets in bonds held in its target index. Up to 20% of the Fund's assets may be used to purchase nonpublic, investment-grade securities, generally referred to as 144A securities, as well as smaller public issues or medium-term notes not included in the index because of the small size of the issue. The vast majority of these securities will have characteristics and risks similar to those in the target index. Subject to the same 20% limit, the Fund may also purchase other investments that are outside of its target index or may hold bonds that, when acquired, were included in the index but subsequently were removed.

The Fund reserves the right to substitute a different index for the index it currently tracks if the current index is discontinued, if the Fund's agreement with the provider of its target index is terminated, or for any other reason determined in good faith by the Fund's board of trustees. In any such instance, the substitute index would represent the same market segment as the current index.



The Fund may invest in derivatives. In general, investments in derivatives may involve risks different from, and possibly greater than, those of investments directly in the underlying securities or assets.

Generally speaking, a derivative is a financial contract whose value is based on the value of a financial asset (such as a stock, a bond, or a currency), a physical asset (such as gold, oil, or wheat), a market index, or a reference rate. In particular, derivatives will be used only when they may help the advisor to accomplish one or more of the following:

- Invest in eligible asset classes with greater efficiency and lower cost than is possible through direct investment.
- Add value when these instruments are attractively priced.
- Adjust sensitivity to changes in interest rates.
- Adjust overall credit risk of the portfolio.

The Fund's derivative investments may include fixed income futures contracts, fixed income options, interest rate swaps, total return swaps, credit default swaps, or other derivatives. Losses (or gains) involving futures contracts can sometimes be substantial—in part because a relatively small price movement in a futures contract may result in an immediate and substantial loss (or gain) for a fund. Similar risks exist for other types of derivatives. Derivatives will not be screened based on ESG criteria.

Plain Talk About Derivatives

Derivatives can take many forms. Some forms of derivatives—such as exchange-traded futures and options on securities, commodities, or indexes—have been trading on regulated exchanges for decades. These types of derivatives are standardized contracts that can easily be bought and sold and whose market values are determined and published daily. On the other hand, non-exchange-traded derivatives—such as certain swap agreements—tend to be more specialized or complex and may be more difficult to accurately value.

The Fund may invest a small portion of its assets in fixed income futures, which are a type of derivative, and/or shares of exchange-traded funds (ETFs). These fixed income futures and ETFs typically provide returns similar to those of the bonds listed in the index, or in a subset of the index, the Fund seeks to track. The Fund may purchase futures or ETFs when doing so will reduce the Fund's transaction costs, facilitate cash management, mitigate risk, or have the potential to add value because the instruments are favorably priced. Vanguard receives no additional revenue from Fund assets invested in ETF Shares of other Vanguard

funds. Fund assets invested in ETF Shares of other Vanguard funds are excluded when allocating to the Fund its share of the costs of Vanguard operations.

Cash Management

The Fund's daily cash balance may be invested in Vanguard Market Liquidity Fund and/or Vanguard Municipal Cash Management Fund (each, a CMT Fund), which are low-cost money market funds. When investing in a CMT Fund, the Fund bears its proportionate share of the expenses of the CMT Fund in which it invests. Vanguard receives no additional revenue from Fund assets invested in a CMT Fund.

Redemption Requests

Methods used to meet redemption requests. Redemptions of ETF Shares are typically met through a combination of cash and securities held by each Fund; see "How Are Vanguard ETF Shares Different From Conventional Mutual Fund Shares?" If cash is used to meet redemptions, the Fund typically obtains such cash through positive cash flows or the sale of Fund holdings consistent with the Fund's investment objective and strategy. Please consult the Fund's *Statement of Additional Information* for further information on redemptions of ETF Shares.


Under certain circumstances, the Fund may borrow money (subject to certain regulatory conditions and if available under board-approved procedures) through an interfund lending facility; through a bank line-of-credit, including a joint committed credit facility; or through an uncommitted line-of-credit from Vanguard in order to meet redemption requests.


Potential redemption activity impacts. At times, the Fund may experience adverse effects when certain large shareholders, or multiple shareholders comprising significant ownership of the Fund, redeem large amounts of shares of the Fund. Large redemptions may cause the Fund to sell portfolio securities at times when it would not otherwise do so. This may result in the Fund distributing capital gains or other taxable income to non-redeeming shareholders. Large redemptions may also increase the Fund's transaction costs. Redemption activity can occur for many reasons, including shareholder reactions to market movements or other events unrelated to Vanguard's actions, or when Vanguard makes product changes that, for example, may result in a shareholder redeeming shares of the Fund to purchase shares of another similar fund or investment vehicle.

Temporary Investment Measures


The Fund may temporarily depart from its normal investment policies and strategies when the advisor believes that doing so is in the Fund's best interest, so long as the strategy or policy employed is consistent with the Fund's investment objective. For instance, the Fund may invest beyond its normal limits in derivatives or exchange-traded funds that are consistent with the Fund's investment objective when those instruments are more favorably priced or provide needed liquidity, as might be the case when the Fund receives large cash flows that it cannot prudently invest immediately.

Special Risks of Exchange-Traded Shares

 *ETF Shares are not individually redeemable. They can be redeemed with the issuing Fund at NAV only by certain authorized broker-dealers and only in large blocks known as Creation Units. Consequently, if you want to liquidate some or all of your ETF Shares, you must sell them on the secondary market at prevailing market prices.*

 *The market price of ETF Shares may differ from NAV. Although it is expected that the market price of an ETF Share typically will approximate its NAV, there may be times when the market price and the NAV differ significantly. Thus, you may pay more (premium) or less (discount) than NAV when you buy ETF Shares on the secondary market, and you may receive more or less than NAV when you sell those shares. These discounts and premiums are likely to be greatest during times of market disruption or extreme market volatility.*

Vanguard's website at vanguard.com shows the previous day's closing NAV and closing market price for each Fund's ETF Shares. The website also discloses, in the **Premium/ Discount Analysis** section of the ETF Shares' Price & Performance page, how frequently each Fund's ETF Shares traded at a premium or discount to NAV (based on closing NAVs and market prices) and the magnitudes of such premiums and discounts.

 *An active trading market may not exist. Although Vanguard ETF Shares are listed on a national securities exchange, it is possible that an active trading market may not be maintained. Although this could happen at any time, it is more likely to occur during times of severe market disruption. If you attempt to sell your ETF Shares when an active trading market is not functioning, you may have to sell at a significant discount to NAV. In extreme cases, you may not be able to sell your shares at all.*



Trading may be halted. Trading of Vanguard ETF Shares on an exchange may be halted by the activation of individual or marketwide trading halts (which halt trading for a specific period of time when the price of a particular security or overall market prices decline by a specified percentage). Trading of ETF Shares may also be halted if (1) the shares are delisted from the listing exchange without first being listed on another exchange or (2) exchange officials determine that such action is appropriate in the interest of a fair and orderly market or for the protection of investors.

A precautionary note to investment companies: The Fund's ETF Shares are issued by a registered investment company, and therefore the acquisition of such shares by other investment companies and private funds is subject to the restrictions of Section 12(d)(1) of the Investment Company Act of 1940 (the 1940 Act). SEC Rule 12d1-4 under the 1940 Act permits registered investment companies to invest in other registered investment companies beyond the limits in Section 12(d)(1), subject to certain conditions, including that funds with different investment advisors must enter into a fund of funds investment agreement.

Shareholder Rights

The Fund's Agreement and Declaration of Trust, as amended, requires a shareholder bringing a derivative action on behalf of Vanguard World Fund (the Trust) that is subject to a pre-suit demand to collectively hold at least 10% of the outstanding shares of the Trust or at least 10% of the outstanding shares of the series or class to which the demand relates and to undertake to reimburse the Trust for the expense of any counsel or advisors used when considering the merits of the demand in the event that the board of trustees determines not to bring such action. In each case, these requirements do not apply to claims arising under the federal securities laws to the extent that any such federal securities laws, rules, or regulations do not permit such application.

Frequent Trading and Market-Timing

Unlike frequent trading of a Vanguard fund's conventional (i.e., not exchange-traded) classes of shares, frequent trading of ETF Shares does not disrupt portfolio management or otherwise harm fund shareholders. The vast majority of trading in ETF Shares occurs on the secondary market. Because these trades do not involve the issuing fund, they do not harm the fund or its shareholders. Certain broker-dealers are authorized to purchase and redeem ETF Shares directly with the issuing fund. Because these trades typically are effected in kind (i.e., for securities and not for cash), or are assessed a transaction fee when effected in cash, they do not cause any of the harmful effects to the issuing fund (as previously noted) that may result from frequent

trading. For these reasons, the board of trustees of each fund that issues ETF Shares has determined that it is not necessary to adopt policies and procedures to detect and deter frequent trading and market-timing of ETF Shares.

Portfolio Holdings

Please consult the Fund's *Statement of Additional Information* or our website for a description of the policies and procedures that govern disclosure of the Fund's portfolio holdings.

Turnover Rate

Although the Fund generally seeks to invest for the long term, the Fund may sell securities regardless of how long they have been held. Generally, an exchange-traded index fund sells securities in response to changes in the composition of its target index. The **Financial Highlights** section of this prospectus shows historical turnover rates for the Fund. A turnover rate of 100%, for example, would mean that the Fund had sold and replaced securities valued at 100% of its net assets within a one-year period. The Fund's turnover rate will vary as stocks pass or fail the screening policies employed by the index provider resulting in changes to the stocks that make up the index. In general, the greater the turnover rate, the greater the impact transaction costs will have on a fund's return. Also, funds with high turnover rates may be more likely to generate capital gains, including short-term capital gains, that must be distributed to shareholders and will be taxable to shareholders investing through a taxable account.

The Fund and Vanguard

The Fund is a member of The Vanguard Group, Inc. (Vanguard), a family of over 200 funds. All of the funds that are members of Vanguard (other than funds of funds) share in the expenses associated with administrative services and business operations, such as personnel, office space, and equipment.

Vanguard Marketing Corporation provides marketing services to the funds. Although fund shareholders do not pay sales commissions or 12b-1 distribution fees, each fund (other than a fund of funds) or each share class of a fund (in the case of a fund with multiple share classes) pays its allocated share of the Vanguard funds' marketing costs.

Plain Talk About Vanguard's Unique Corporate Structure

Vanguard is owned jointly by the funds it oversees and thus indirectly by the shareholders in those funds. Most other mutual funds are operated by management companies that are owned by third parties—either public or private stockholders—and not by the funds they serve.

Investment Advisor

The Vanguard Group, Inc., P.O. Box 2600, Valley Forge, PA 19482, which began operations in 1975, serves as advisor to the Fund through its Fixed Income Group. As of August 31, 2023, Vanguard served as advisor for approximately \$6.8 trillion in assets. Vanguard provides investment advisory services to the Fund pursuant to the Funds' Service Agreement and subject to the supervision and oversight of the trustees and officers of the Fund.

For the fiscal year ended August 31, 2023, the advisory expenses represented an effective annual rate of less than 0.01% of the Fund's average net assets.

Under the terms of an SEC exemption, the Fund's board of trustees may, without prior approval from shareholders, change the terms of an advisory agreement with a third-party investment advisor or hire a new third-party investment advisor—either as a replacement for an existing advisor or as an additional advisor. Any significant change in a Fund's advisory arrangements will be communicated to shareholders in writing. As the Fund's sponsor and overall manager, Vanguard may provide investment advisory services to a Fund at any time. Vanguard may also recommend to the board of trustees that an advisor be hired, terminated, or replaced or that the terms of an existing advisory agreement be revised. The Fund has filed an application seeking a similar SEC exemption with respect to investment advisors that are wholly owned subsidiaries of Vanguard. If the exemption is granted, the Fund may rely on the new SEC relief.

For a discussion of why the board of trustees approved the Fund's investment advisory arrangement, see the most recent annual report to shareholders covering the fiscal year ended August 31, 2023.

The manager primarily responsible for the day-to-day management of the Fund is:

Joshua C. Barrickman, CFA, Principal of Vanguard and co-head of Vanguard's Fixed Income Indexing Americas. He has been with Vanguard since 1998; has worked in investment management since 1999; has managed investment portfolios since 2005; has managed the Fund since its inception in 2020. Education: B.S., Ohio Northern University; M.B.A., Lehigh University.

The Fund's *Statement of Additional Information* provides information about the portfolio manager's compensation, other accounts under management, and ownership of shares of the Fund.

Dividends, Capital Gains, and Taxes

Fund Distributions

The Fund distributes to shareholders virtually all of its net income (interest less expenses) as well as any net short-term or long-term capital gains realized from the sale of its holdings. From time to time, the Fund may also make distributions that are treated as a return of capital. Income dividends generally are declared and distributed monthly; capital gains distributions, if any, generally occur annually in December. In addition, the Fund may occasionally make a supplemental distribution at some other time during the year.

Plain Talk About Distributions

As a shareholder, you are entitled to your portion of a fund's income from interest as well as capital gains from the fund's sale of investments. Income consists of interest the fund earns from its money market and bond investments. Capital gains are realized whenever the fund sells securities for higher prices than it paid for them. These capital gains are either short-term or long-term, depending on whether the fund held the securities for one year or less or for more than one year.

Reinvestment of Distributions

In order to reinvest dividend and capital gains distributions, investors in a Fund's ETF Shares must hold their shares at a broker that offers a reinvestment service. This can be the broker's own service or a service made available by a third party, such as the broker's outside clearing firm or the Depository Trust Company (DTC). If a reinvestment service is available, distributions of income and capital

gains can automatically be reinvested in additional whole and fractional ETF Shares of the Fund. If a reinvestment service is not available, investors will receive their distributions in cash. To determine whether a reinvestment service is available and whether there is a commission or other charge for using this service, consult your broker.

As with all exchange-traded funds, reinvestment of dividend and capital gains distributions in additional ETF Shares will occur four business days or more after the ex-dividend date (the date when a distribution of dividends or capital gains is deducted from the price of the Fund's shares). The exact number of days depends on your broker. During that time, the amount of your distribution will not be invested in the Fund and therefore will not share in the Fund's income, gains, and losses.

Basic Tax Points

Investors in taxable accounts should be aware of the following basic federal income tax points:

- Distributions are taxable to you whether or not you reinvest these amounts in additional ETF Shares.
- Distributions declared in December—if paid to you by the end of January—are taxable as if received in December.
- Any income dividend distribution or short-term capital gains distribution that you receive is taxable to you as ordinary income.
- Any distribution of net long-term capital gains is taxable to you as long-term capital gains, no matter how long you have owned ETF shares.
- Capital gains distributions may vary considerably from year to year as a result of the Fund's normal investment activities and cash flows.
- Your cost basis in the Fund will be decreased by the amount of any return of capital that you receive. This, in turn, will affect the amount of any capital gain or loss that you realize when selling your ETF Shares.
- Return of capital distributions generally are not taxable to you until your cost basis has been reduced to zero. If your cost basis is at zero, return of capital distributions will be treated as capital gains.
- A sale of ETF Shares is a taxable event. This means that you may have a capital gain to report as income, or a capital loss to report as a deduction, when you complete your tax return.

Individuals, trusts, and estates whose income exceeds certain threshold amounts are subject to a 3.8% Medicare contribution tax on “net investment income.” Net investment income takes into account distributions paid by the Fund and capital gains from any sale of ETF Shares.

Income dividends and capital gains distributions that you receive, as well as your gains or losses from any sale of ETF Shares, may be subject to state and local income taxes. Depending on your state’s rules, however, any dividends attributable to interest earned on *direct* obligations of the U.S. government may be exempt from state and local taxes. Vanguard will notify you each year how much, if any, of your dividends may qualify for this exemption.

This prospectus provides general tax information only. If you are investing through a tax-advantaged account, such as an IRA or an employer-sponsored retirement or savings plan, special tax rules apply. Please consult your tax advisor for detailed information about any tax consequences for you.

Share Price and Market Price

Share price, also known as net asset value (NAV), is calculated each business day as of the close of regular trading on the New York Stock Exchange (NYSE), generally 4 p.m., Eastern time. In the rare event the NYSE experiences unanticipated disruptions and is unavailable at the close of the trading day, NAVs will be calculated as of the close of regular trading on the Nasdaq (or another alternate exchange if the Nasdaq is unavailable, as determined at Vanguard’s discretion), generally 4 p.m., Eastern time. NAV per share is computed by dividing the total assets, minus liabilities, of the Fund by the total number of Fund shares outstanding. On U.S. holidays or other days when the NYSE is closed, the NAV is not calculated, and the Fund does not sell or redeem shares.

However, on those days the value of a Fund’s assets may be affected to the extent that the Fund holds securities that change in value on those days (such as foreign securities that trade on foreign markets that are open).

Remember: If you buy or sell ETF Shares on the secondary market, you will pay or receive the market price, which may be higher or lower than NAV. Your transaction will be priced at NAV only if you purchase or redeem your ETF Shares in Creation Unit blocks (an option available only to certain authorized broker-dealers).

Debt securities held by a Vanguard fund are valued based on information furnished by an independent pricing service or market quotations. When a fund determines that pricing-service information or market quotations either are not readily available or do not accurately reflect the value of a security, the security is priced at its *fair value* (the amount that the owner might reasonably expect to receive upon the current sale of the security).

The values of any foreign securities held by a fund are converted into U.S. dollars using an exchange rate obtained from an independent third party as of the close of regular trading on the NYSE. The values of any mutual fund shares, including institutional money market fund shares, held by a fund are based on the NAVs of the shares. The values of any ETF shares or closed-end fund shares held by a fund are based on the market value of the shares.

A fund also may use fair-value pricing on bond market holidays when the fund is open for business (such as Columbus Day and Veterans Day). Fair-value prices are determined by Vanguard according to procedures adopted by the board of trustees. When fair-value pricing is employed, the prices of securities used by the fund to calculate the NAV may differ from quoted or published prices for the same securities.

The Fund has authorized certain financial intermediaries and their designees, and may, from time to time, authorize certain funds of funds for which Vanguard serves as the investment advisor (Vanguard Funds of Funds), to accept orders to buy or sell fund shares on its behalf. The Fund will be deemed to receive an order when accepted by the financial intermediary, its designee, or one of the Vanguard Funds of Funds, and the order will receive the NAV next computed by the Fund after such acceptance.

Vanguard's website will show the previous day's closing NAV and closing market price for the Fund's ETF Shares.

Additional Information

The Fund's Bylaws require, unless the Trust otherwise consents in writing, that the U.S. Federal District Courts be the sole and exclusive forum for the resolution of complaints under the Securities Act of 1933. This provision may limit a shareholder's ability to bring a claim in a different forum and may result in increased shareholder costs in pursuing such a claim.

Vanguard Fund	Inception Date	Vanguard Fund Number	CUSIP Number
Vanguard ESG U.S. Corporate Bond ETF	9/22/20	4158	921910691

Certain affiliates of the Funds and the advisor may purchase and resell ETF Shares pursuant to the prospectus.

CGS identifiers have been provided by CUSIP Global Services, managed on behalf of the American Bankers Association by Standard & Poor's Financial Services, LLC, and are not for use or dissemination in a manner that would serve as a substitute for any CUSIP service. The CUSIP Database, © 2023 American Bankers Association. "CUSIP" is a registered trademark of the American Bankers Association.

Financial Highlights

Financial highlights information is intended to help you understand a fund's performance for the past five years (or, if shorter, its period of operations). Certain information reflects financial results for a single fund share. Total return represents the rate that an investor would have earned or lost each period on an investment in a fund or share class (assuming reinvestment of all distributions). This information has been obtained from the financial statements audited by PricewaterhouseCoopers LLP, an independent registered public accounting firm, whose report, along with fund financial statements, is included in the fund's most recent annual report to shareholders. You may obtain a free copy of the fund's latest annual or semiannual report, which is available upon request.

Vanguard ESG U.S. Corporate Bond ETF

For a Share Outstanding Throughout Each Period	Year Ended August 31,		September 22, 2020 ¹ to August 31, 2021
	2023	2022	
Net Asset Value, Beginning of Period	\$62.65	\$74.86	\$75.00
Investment Operations			
Net Investment Income ²	2.217	1.542	1.211
Net Realized and Unrealized Gain (Loss) on Investments	(1.574)	(12.307)	(.330)
Total from Investment Operations	.643	(10.765)	.881
Distributions			
Dividends from Net Investment Income	(2.133)	(1.445)	(1.021)
Distributions from Realized Capital Gains	—	—	—
Total Distributions	(2.133)	(1.445)	(1.021)
Net Asset Value, End of Period	\$61.16	\$62.65	\$74.86
Total Return	1.09%	-14.54%	1.20%
Ratios/Supplemental Data			
Net Assets, End of Period (Millions)	\$428	\$338	\$217
Ratio of Total Expenses to Average Net Assets	0.12% ³	0.12% ³	0.12% ⁴
Ratio of Net Investment Income to Average Net Assets	3.62%	2.26%	1.74% ⁴
Portfolio Turnover Rate ⁵	28%	34%	24%

1 Inception.

2 Calculated based on average shares outstanding.

3 The ratio of expenses to average net assets for the period net of reduction from custody fee offset arrangements was 0.12%.

4 Annualized.

5 Excludes the value of portfolio securities received or delivered as a result of in-kind purchases or redemptions of the fund's capital shares, including ETF Creation Units.

CFA® is a registered trademark owned by CFA Institute.

This document and the information contained in it, including without limitation all text, data, graphs and charts (collectively, the "Information") is the property of MSCI Inc. and/or its affiliates (collectively, "MSCI"), Bloomberg Index Services Limited and/or its affiliates (collectively, "Bloomberg"), or their licensors, direct or indirect suppliers or any third party involved in making or compiling any Information (MSCI and Bloomberg, collectively, the "Information Providers") and is provided for informational purposes only. The Information may not be reproduced or disseminated in whole or in part without prior written permission from the authorized Information Provider(s). All rights in the Bloomberg MSCI Environmental, Social & Governance (ESG) fixed income indices (the "ESG Indices") vest in MSCI and Bloomberg. The Information may not be used to create derivative works or to verify or correct other data or information. For example (but without limitation), the Information may not be used to create indices, databases, risk models, analytics or software, or in connection with issuing, offering, sponsoring, managing or marketing securities, portfolios, financial products or other investment vehicles utilizing or based on, linked to, tracking or otherwise derived from the Information.

The user of the Information assumes the entire risk of any use it makes or permits to be made of the Information. NONE OF THE INFORMATION PROVIDERS MAKES ANY EXPRESS OR IMPLIED WARRANTIES OR REPRESENTATIONS WITH RESPECT TO THE INFORMATION (OR THE RESULTS TO BE OBTAINED BY THE USE THEREOF) AND, TO THE MAXIMUM EXTENT PERMITTED BY APPLICABLE LAW, EACH INFORMATION PROVIDER EXPRESSLY DISCLAIMS ALL IMPLIED WARRANTIES (INCLUDING, WITHOUT LIMITATION, ANY IMPLIED WARRANTIES OF ORIGINALITY, ACCURACY, TIMELINESS, NON-INFRINGEMENT, COMPLETENESS OR MERCHANTABILITY).

Without limiting any of the foregoing and to the maximum extent permitted by applicable law, in no event shall any Information Provider have any liability regarding any of the Information including with respect to any direct, indirect, special, punitive, consequential (including lost profits) or other damages even if notified of the possibility of such damages. The foregoing shall not exclude or limit liability that may not by applicable law be excluded or limited, including without limitation (as applicable), for death or personal injury to the extent such injury results from the negligence or willful default of itself or its servants, agents or sub-contractors.

Information containing historical information, data or analysis should not be taken as an indication or guarantee of future performance, analysis, forecast or prediction. Past performance does not guarantee future results. All levels, prices and spreads are historical and do not represent current market levels, prices or spreads, some or all of which may have changed since the publication of this document.

None of the Information constitutes an offer to sell (or a solicitation of an offer to buy), any security, financial product or other investment vehicle or any trading strategy.

MSCI's wholly-owned subsidiary, MSCI ESG Research LLC, is a Registered Investment Adviser under the Investment Advisers Act of 1940. Except with respect to any applicable products or services from MSCI ESG Research LLC, none of MSCI's products or services recommends, endorses, approves or otherwise expresses any opinion regarding issuers, securities, financial products or instruments or trading strategies and none of MSCI's products or services is intended to constitute investment advice or a recommendation to make (or refrain from making) any kind of investment decision and no such products or services may be relied on as such.

The ESG Indices use ratings and other data, analysis and information from MSCI ESG Research LLC. Issuers mentioned or included in any MSCI ESG Research materials may include MSCI Inc., clients of MSCI, or suppliers to MSCI, and may also purchase research or other products or services from MSCI ESG Research LLC. MSCI ESG Research LLC materials, including materials utilized in ESG Indices or other products, have not been submitted to, nor received approval from, the United States Securities and Exchange Commission or any other regulatory body. ESG Indices are unmanaged indices that cannot be invested in directly. None of the ESG Indices recommend, endorse, approve or otherwise express any opinion regarding any issuer, securities, financial products or instruments or trading strategies and none of the ESG Indices are intended to constitute investment advice or a recommendation to make (or refrain from making) any kind of investment decision and they may not be relied on as such. Any funds, products or other securities or investment vehicles using or based on the ESG Indices are not sponsored, endorsed, or promoted by Bloomberg or MSCI.

Any use of or access to the ESG Indices requires a license from both MSCI and Bloomberg. Any use of or access to other products, services or information of Bloomberg requires a license from Bloomberg. Any use of or access to other products, services or information of MSCI requires a license from MSCI. MSCI, Barra, RiskMetrics, MSCI ESG Research, FEA, and other MSCI brands and product names are the trademarks or service marks of MSCI. BLOOMBERG is a trademark and service mark of Bloomberg Finance L.P. The Global Industry Classification Standard (GICS) was developed by and is the exclusive property of MSCI and Standard & Poor's. "Global Industry Classification Standard (GICS)" is a service mark of MSCI and Standard & Poor's.

©2023 Bloomberg Finance L.P. All rights reserved

Glossary of Investment Terms

Authorized Participant. Institutional investors that are permitted to purchase Creation Units directly from, and redeem Creation Units directly with, the issuing fund. To be an Authorized Participant, an entity must be a participant in the Depository Trust Company and must enter into an agreement with the fund's Distributor.

Average Maturity. The average length of time until bonds held by a fund reach maturity and are repaid. In general, the longer the average maturity, the more a fund's share price fluctuates in response to changes in market interest rates. In calculating average maturity, a fund uses a bond's maturity or, if applicable, an earlier date on which the advisor believes it is likely that a maturity-shortening device (such as a call, put, refunding, prepayment, or redemption provision or an adjustable coupon rate) will cause the bond to be repaid.

Bid-Ask Spread. The difference between the highest price a buyer is willing to pay to purchase ETF Shares (bid) and the lowest price a seller is willing to accept for ETF Shares (ask) when buying or selling shares in the secondary market.

Bloomberg US Corporate Bond Index. An index that measures the investment-grade, fixed-rate, taxable corporate bond market. The Index includes U.S. dollar-denominated securities that are publicly issued by industrial, utility, and financial issuers.

Bond. A debt security (IOU) issued by a corporation, a government, or a government agency in exchange for the money the bondholder lends it. In most instances, the issuer agrees to pay back the loan by a specific date and generally to make regular interest payments until that date.

Capital Gains Distributions. Payments to fund shareholders of gains realized on securities that a fund has sold at a profit, minus any realized losses.

Corporate Bond. An IOU issued by a business that wants to borrow money. As with other types of bonds, the issuer promises to repay the borrowed money by a specific date and generally to make interest payments in the meantime.

Coupon Rate. The interest rate paid by the issuer of a debt security until its maturity. It is expressed as an annual percentage of the face value of the security.

Creation Unit. A large block of a specified number of ETF Shares. Certain broker-dealers known as "Authorized Participants" may purchase and redeem ETF Shares from the issuing fund in Creation Unit size blocks.

Dividend Distributions. Payments to fund shareholders of income from interest or dividends generated by a fund's investments.

Ex-Dividend Date. The date when a distribution of dividends and/or capital gains is deducted from the share price of a mutual fund, ETF, or stock. On the ex-dividend date, the share price drops by the amount of the distribution per share (plus or minus any market activity).

Expense Ratio. A fund's total annual operating expenses expressed as a percentage of the fund's average net assets. The expense ratio includes management and administrative expenses, but it does not include the transaction costs of buying and selling portfolio securities.

Face Value. The amount to be paid at a bond's maturity; also known as the par value or principal.

Fixed Income Security. An investment, such as a bond, representing a debt that must be repaid by a specified date, and on which the borrower may pay a fixed, variable, or floating rate of interest.

Government Bond. An IOU issued by the U.S. government or a government agency in exchange for the money you lend it. The issuer promises to repay the borrowed money by a specific date and generally to make regular interest payments until that date.

Inception Date. The date on which the assets of a fund (or one of its share classes) are first invested in accordance with the fund's investment objective. For funds with a subscription period, the inception date is the day after that period ends. Investment performance is generally measured from the inception date.

Indexing. A low-cost investment strategy in which a fund attempts to track—rather than outperform—a specified market benchmark, or “index.”

Investment-Grade Bond. A debt security whose credit quality is considered by independent bond rating agencies, or through independent analysis conducted by a fund's advisor, to be sufficient to ensure timely payment of principal and interest under current economic circumstances. Debt securities rated in one of the four highest rating categories are considered investment-grade. Other debt securities may be considered by an advisor to be investment-grade.

Joint Committed Credit Facility. The Fund may participate, along with other funds managed by Vanguard, in a committed credit facility provided by a syndicate of lenders pursuant to a credit agreement that may be renewed annually; each Vanguard fund is individually liable for its borrowings, if any, under the credit facility. The amount and terms of the committed credit facility are subject to approval by the Fund's board of trustees and renegotiation with the lender syndicate on an annual basis. New funds, such as the Vanguard ESG U.S. Corporate Bond ETF, will generally be added to the agreement during the annual renewal process.

Mutual Fund. An investment company that pools the money of many people and invests it in a variety of securities in an effort to achieve a specific objective over time.

New York Stock Exchange (NYSE). A stock exchange based in New York City that is open for regular trading on business days, Monday through Friday, from 9:30 a.m. to 4 p.m., Eastern time.

Principal. The face value of a debt instrument or the amount of money put into an investment.

Return of Capital. A return of capital occurs when a fund's distributions exceed its earnings in a fiscal year. A return of capital is a return of all or part of your original investment or amounts paid in excess of your original investment in a fund. In general, a return of capital reduces your cost basis in a fund's shares and is not taxable to you until your cost basis has been reduced to zero.

Securities. Stocks, bonds, money market instruments, and other investments.

Total Return. A percentage change, over a specified time period, in a fund's net asset value, assuming the reinvestment of all distributions of dividends and capital gains.

Volatility. The fluctuations in value of a mutual fund or other security. The greater a fund's volatility, the wider the fluctuations in its returns.

Yield. Income (interest or dividends) earned by an investment, expressed as a percentage of the investment's price.



Connect with Vanguard® > [vanguard.com](https://www.vanguard.com)

For More Information

If you would like more information about Vanguard ESG U.S. Corporate Bond ETF, the following documents are available free upon request:

Annual/Semiannual Reports to Shareholders

Additional information about the Fund's investments is available in the Fund's annual and semiannual reports to shareholders. In the annual report, you will find a discussion of the market conditions and investment strategies that significantly affected the Fund's performance during their last fiscal year.

Statement of Additional Information (SAI)

The SAI provides more detailed information about the Fund's ETF Shares and is incorporated by reference into (and thus legally a part of) this prospectus.

To receive a free copy of the latest annual or semiannual report or the SAI, or to request additional information about Vanguard ETF Shares, please visit [vanguard.com](https://www.vanguard.com) or contact us as follows:

Telephone: 866-499-8473; Text telephone for people with hearing impairment: 800-749-7273

Information Provided by the SEC

Reports and other information about the Funds are available in the EDGAR database on the SEC's website at [sec.gov](https://www.sec.gov), or you can receive copies of this information, for a fee, by electronic request at the following email address: publicinfo@sec.gov.

Fund's Investment Company Act file number: 811-01027