



## Vanguard Short-Term Tax-Exempt Bond ETF

### Supplement to the Prospectus and Summary Prospectus Dated March 27, 2024

As approved by the Fund's Board of Trustees, Vanguard Short-Term Tax-Exempt Bond ETF (the Fund) has reduced its expense ratio. Effective February 3, 2025, the Annual Fund Operating Expenses table and the hypothetical expenses example for the Fund are hereby deleted and replaced with the following:

### Prospectus and Summary Prospectus Text Changes for Vanguard Short-Term Tax-Exempt Bond ETF

#### Annual Fund Operating Expenses

(Expenses that you pay each year as a percentage of the value of your investment)

|   |       |
|---|-------|
| Management Fees                                   | 0.05% |
| 12b-1 Distribution Fee                            | None  |
| Other Expenses                                    | 0.01% |
| Total Annual Fund Operating Expenses <sup>1</sup> | 0.06% |

1 The expense information shown in the table has been restated to reflect current fees.

#### Example

The following example is intended to help you compare the cost of investing in the Fund with the cost of investing in other funds. It illustrates the hypothetical expenses that you would incur over various periods if you were to invest \$10,000 in the Fund's shares. This example assumes that the Fund provides a return of 5% each year and that total annual fund operating expenses remain as stated in the preceding table. You would incur these hypothetical expenses whether or not you were to sell your shares at the end of the given period. Although your actual costs may be higher or lower, based on these assumptions your costs would be:

| 1 Year | 3 Years | 5 Years | 10 Years |
|--------|---------|---------|----------|
| \$6    | \$19    | \$34    | \$77     |

This example does not include the brokerage commissions that you may pay to buy and sell shares of the Fund.



## Vanguard Short-Term Tax-Exempt Bond ETF

### **Supplement Dated October 25, 2024, to the Prospectus and Summary Prospectus Dated March 27, 2024**

#### **Important Changes to Vanguard Short-Term Tax-Exempt Bond ETF (the Fund)**

In accordance with approval granted by the Fund's Board of Trustees, the Fund has revised its diversification policy under the Investment Company Act of 1940. Under the revised policy, the Fund will continue to track its target index even if the Fund becomes nondiversified as a result of an index rebalance or market movement.

**Shareholder approval will not be sought if the Fund crosses from diversified to nondiversified status under such circumstances.**

#### **Prospectus and Summary Prospectus Text Changes**

The following is added under the heading "Principal Investment Strategies":

The Fund may become nondiversified, as defined under the Investment Company Act of 1940, solely as a result of an index rebalance or market movement.

The following is added under the heading "Principal Risks":

- *Nondiversification risk.* Because the Fund seeks to closely track the composition of the Fund's target index, from time to time, more than 25% of the Fund's total assets may be invested in issuers representing more than 5% of the Fund's total assets due to an index rebalance or market movement, which would result in the Fund being nondiversified under the Investment Company Act of 1940. The Fund's performance may be hurt disproportionately by the poor performance of bonds issued by just a few issuers or even a single issuer, and the Fund's shares may experience significant fluctuations in value.



## Vanguard Funds

### Supplement Dated June 5, 2024, to the Prospectuses

#### Important Changes to the Funds

In March 2024, the Board of Trustees of Vanguard Municipal Cash Management Fund (MCMT) approved (1) the reclassification of MCMT from an institutional tax-exempt money market fund to a short-term municipal bond fund, and (2) MCMT's name change to Vanguard Municipal Low Duration Fund.

#### Prospectus Text Changes

Under the "Cash Management" heading, the following replaces the first sentence:

The Fund's (for Vanguard Variable Insurance Funds, "The Portfolio's") daily cash balance may be invested in Vanguard Market Liquidity Fund, a low-cost money market fund, and/or Vanguard Municipal Low Duration Fund, a short-term municipal bond fund (each, a CMT Fund).



# Vanguard Short-Term Tax-Exempt Bond ETF Prospectus

March 27, 2024

**Exchange-traded fund shares that are not individually redeemable and are listed on NYSE Arca**

Vanguard Short-Term Tax-Exempt Bond ETF Shares (VTES)

This prospectus contains financial data for the Fund through the fiscal year ended November 30, 2023.

**The Securities and Exchange Commission (SEC) has not approved or disapproved these securities or passed upon the adequacy of this prospectus. Any representation to the contrary is a criminal offense.**

# Contents

|   |    |                                     |    |
|---|----|-------------------------------------|----|
| ETF Summary                                   | 1  | More on the Fund and ETF Shares     | 11 |
| Investing in Vanguard ETF <sup>®</sup> Shares | 7  | The Fund and Vanguard               | 22 |
| Investing in Index Funds                      | 9  | Investment Advisor                  | 22 |
| Investing in Tax-Exempt Funds                 | 10 | Dividends, Capital Gains, and Taxes | 23 |
|   |    | Share Price and Market Price        | 26 |
|   |    | Additional Information              | 28 |
|   |    | Financial Highlights                | 29 |
|   |    | Glossary of Investment Terms        | 32 |

# ETF Summary

## Investment Objective

The Fund seeks to track the performance of a benchmark index that measures the investment-grade segment of the U.S. municipal bond market with remaining maturities between one month and seven years.

## Fees and Expenses

The following tables describe the fees and expenses you may pay if you buy, hold, and sell shares of the Fund. **You may pay other fees, such as brokerage commissions and other fees to financial intermediaries, which are not reflected in the tables and example below.**

### Shareholder Fees

(Fees paid directly from your investment)

|   |       |
|---|-------|
| Transaction Fee on Purchases and Sales      | None* |
| Transaction Fee on Reinvested Dividends     | None* |
| Transaction Fee on Conversion to ETF Shares | None* |

\* None through Vanguard (Broker fees vary)

### Annual Fund Operating Expenses

(Expenses that you pay each year as a percentage of the value of your investment)

|   |       |
|---|-------|
| Management Fees                                   | 0.02% |
| 12b-1 Distribution Fee                            | None  |
| Other Expenses                                    | 0.05% |
| Total Annual Fund Operating Expenses <sup>1</sup> | 0.07% |

1 The expense information shown in the table reflects estimated amounts for the current fiscal year.

## Example

The following example is intended to help you compare the cost of investing in the Fund's ETF Shares with the cost of investing in other funds. It illustrates the hypothetical expenses that you would incur over various periods if you were to invest \$10,000 in the Fund's shares. This example assumes that the shares provide a return of 5% each year and that total annual fund operating expenses remain as stated in the preceding table. You would incur these hypothetical expenses whether or not you were to sell your shares at the end of the given period. Although your actual costs may be higher or lower, based on these assumptions your costs would be:

| 1 Year | 3 Years | 5 Years | 10 Years |
|--------|---------|---------|----------|
| \$7    | \$23    | \$40    | \$90     |

This example does not include the brokerage commissions that you may pay to buy and sell ETF shares of the Fund.

## Portfolio Turnover

The Fund pays transaction costs, such as commissions, when it buys and sells securities (or "turns over" its portfolio). A higher portfolio turnover rate may indicate higher transaction costs and may result in more taxes when Fund shares are held in a taxable account. These costs, which are not reflected in annual fund operating expenses or in the previous expense example, reduce the Fund's performance. During the most recent fiscal period from March 7, 2023 to November 30, 2023, the Fund's portfolio turnover rate was 9% of the average value of its portfolio.

## Principal Investment Strategies

The Fund employs an indexing approach designed to track the performance of the S&P 0-7 Year National AMT-Free Municipal Bond Index. This Index measures the performance of the investment-grade, fixed-rate U.S. municipal bond market with maturities between one month and seven years as determined by the Index provider, S&P Dow Jones Indices LLC. This Index includes municipal bonds from issuers that are primarily state and local governments or agencies whose interest is exempt from U.S. federal income taxes and the federal alternative minimum tax (AMT) (excluding bonds issued by U.S. territories and commonwealths and certain other bonds as determined by the Index Provider). To be eligible for inclusion in the Index, each bond must have a rating of at least investment-grade, as determined by a nationally recognized statistical rating organization (NRSRO) (e.g., at least BBB- by Fitch Ratings, Inc), the lowest rating will be used in determining if the bond is investment grade.

Each bond must also be denominated in U.S. dollars; generally must be part of an offering where the original offering amount was at least \$100 million; and generally have a minimum par (i.e., currently outstanding face value) amount of \$25 million. In addition, to be included in the Index, each bond must have a remaining term to final maturity that is less than seven years and greater than or equal to one calendar month.

The Fund invests by sampling the Index, meaning that it holds a range of securities that, in the aggregate, approximates the full Index in terms of key risk factors and other characteristics. All of the Fund's investments will be selected through the sampling process, and at least 80% of the Fund's assets will be invested in securities held in the Index. Under normal circumstances, at least 80% of the Fund's assets will be invested in securities whose income will be exempt from federal income taxes and the federal AMT. The Fund seeks to maintain a dollar-weighted average maturity consistent with that of the Index, which, under normal circumstances, is not expected to exceed 4 years. As of November 30, 2023, the dollar-weighted average maturity of the Index was 3.1 years.

### **Principal Risks**

The Fund is designed for investors with a low tolerance for risk, but you could still lose money by investing in it. The Fund is subject to the following risks, which could affect the Fund's performance, and the level of risk may vary based on market conditions:

- *Interest rate risk*, which is the chance that bond prices overall will decline because of rising interest rates.
- *Income risk*, which is the chance that the Fund's income will decline because of falling interest rates.
- *Call risk*, which is the chance that during periods of falling interest rates, issuers of callable bonds may call (redeem) securities with higher coupon rates or interest rates before their maturity dates. The Fund would then lose any price appreciation above the bond's call price and would be forced to reinvest the unanticipated proceeds at lower interest rates, resulting in a decline in the Fund's income. Such redemptions and subsequent reinvestments would also increase the Fund's portfolio turnover rate.
- *Extension risk*, which is the chance that during periods of rising interest rates, certain debt securities will be paid off substantially more slowly than originally anticipated, and the value of those securities may fall.
- *Credit risk*, which is the chance that a bond issuer will fail to pay interest or principal in a timely manner or that negative perceptions of the issuer's ability to



make such payments will cause the price of that bond to decline. In general, credit risk should be relatively low for the Fund because it invests primarily in bonds that are considered to be of high quality.

- *Index sampling risk*, which is the chance that the securities selected for the Fund, in the aggregate, will not provide investment performance matching that of the Fund's target index. Index sampling risk for the Fund is expected to be low to moderate.
- *Liquidity risk*, which is the chance that the Fund may not be able to sell a security in a timely manner at a desired price.
- *Tax risk*, which is the chance that all or a portion of the tax-exempt income from municipal bonds held by the Fund will be declared taxable, possibly with retroactive effect, because of unfavorable changes in tax laws, adverse interpretations by the Internal Revenue Service or state or local tax authorities, or noncompliant conduct of a bond issuer.
- *Regional risk*, which is the chance that economic, political, or regulatory occurrences within a certain state may adversely affect the value of securities offered by issuers located within that state. Because the Fund may invest a large portion of its assets in securities located in any one state, the Fund's performance may be hurt disproportionately by the poor performance of its investments in that area.

Because the Fund is an exchange-traded fund (ETF) and the Fund's shares are traded on an exchange, the Fund is subject to additional risks:

- The Fund's ETF Shares are listed for trading on NYSE Arca and are bought and sold on the secondary market at market prices. Although it is expected that the market price of an ETF Share typically will approximate its net asset value (NAV), there may be times when the market price and the NAV differ significantly. Thus, you may pay more or less than NAV when you buy ETF Shares on the secondary market, and you may receive more or less than NAV when you sell those shares.
- Although the Fund's ETF Shares are listed for trading on NYSE Arca, it is possible that an active trading market may not be maintained.
- Trading of the Fund's ETF Shares may be halted by the activation of individual or marketwide trading halts (which halt trading for a specific period of time when the price of a particular security or overall market prices decline by a specified percentage). Trading of the Fund's ETF Shares may also be halted if (1) the shares are delisted from NYSE Arca without first being listed on another exchange or (2) NYSE Arca officials determine that such action is appropriate in the interest of a fair and orderly market or for the protection of investors.

**An investment in the Fund is not a deposit of a bank and is not insured or guaranteed by the Federal Deposit Insurance Corporation or any other government agency.**

### **Annual Total Returns**

The Fund has not been in operation long enough to report a full calendar-year return. Performance information is available on our website at [vanguard.com/performance](http://vanguard.com/performance) or by calling Vanguard toll-free at 800-662-7447.

### **Investment Advisor**

The Vanguard Group, Inc. (Vanguard)

### **Portfolio Manager**

Justin A. Schwartz, CFA, Portfolio Manager at Vanguard and Head of Municipal Index and Money Markets. He has managed the Fund since 2023.

### **Purchase and Sale of Fund Shares**

ETF Shares may only be bought and sold in the secondary market through a brokerage firm. The price you pay or receive for ETF Shares will be the prevailing market price, which may be more (premium) or less (discount) than the NAV of the shares. The brokerage firm may charge you a commission to execute the transaction. Unless imposed by your brokerage firm, there is no minimum dollar amount you must invest and no minimum number of shares you must buy. ETF Shares of the Fund cannot be directly purchased from or redeemed with the Fund, except by certain authorized broker-dealers. These broker-dealers may purchase and redeem ETF Shares only in large blocks (Creation Units), typically in exchange for baskets of securities.

An investor may incur costs attributable to the difference between the highest price a buyer is willing to pay to purchase ETF Shares (bid) and the lowest price a seller is willing to accept for ETF Shares (ask) when buying or selling shares in the secondary market (bid-ask spread). Recent information, including information on the Fund's NAV, market price, premiums and discounts, and bid-ask spreads, is available online at [vanguard.com](http://vanguard.com).

### **Tax Information**

The Fund's distributions may be taxable as ordinary income or capital gain. A majority of the income dividends that you receive from the Fund are expected to be exempt from federal income and alternative minimum taxes. However, a portion of the Fund's distributions may be subject to federal income and alternative minimum taxes. Dividend and capital gains distributions that you receive may also be subject to state and local income taxes.

**Payments to Financial Intermediaries**

The Fund and its investment advisor do not pay financial intermediaries for sales of Fund shares.

# Investing in Vanguard ETF<sup>®</sup> Shares

## What Are Vanguard ETF Shares?

Vanguard ETF Shares are an exchange-traded class of shares issued by certain Vanguard funds. ETF Shares represent an interest in the portfolio of stocks or bonds held by the issuing fund.

## How Are Vanguard ETF Shares Different From Conventional Mutual Fund Shares?

Conventional mutual fund shares can be directly purchased from and redeemed with the issuing fund for cash at the net asset value (NAV), typically calculated once a day. ETF Shares, by contrast, cannot be purchased directly from or redeemed directly with the issuing fund by an individual investor. Rather, ETF Shares can only be purchased or redeemed directly from the issuing fund by certain authorized broker-dealers. These broker-dealers may purchase and redeem ETF Shares only in large blocks (Creation Units), usually in exchange for baskets of securities and not for cash (although some funds issue and redeem Creation Units in exchange for cash or a combination of cash and securities).

An organized secondary trading market is expected to exist for ETF Shares, unlike conventional mutual fund shares, because ETF Shares are listed for trading on a national securities exchange. Individual investors can purchase and sell ETF Shares on the secondary market through a broker. Secondary-market transactions occur not at NAV, but at market prices that are subject to change throughout the day based on the supply of and demand for ETF Shares, changes in the prices of the fund's portfolio holdings, and other factors.

The market price of a fund's ETF Shares typically will differ somewhat from the NAV of those shares. The difference between market price and NAV is expected to be small most of the time, but in times of market disruption or extreme market volatility, the difference may become significant.

## How Do I Buy and Sell Vanguard ETF Shares?

ETF Shares of the Fund are listed for trading on NYSE Arca. You can buy and sell ETF Shares on the secondary market in the same way you buy and sell any other exchange-traded security—through a broker. Your broker may charge a commission to execute a transaction. You will also incur the cost of the “bid-ask spread,” which is the difference between the highest price a buyer is willing to pay to purchase ETF Shares (bid) and the lowest price a seller is willing to accept for ETF Shares (ask) when buying or selling shares in the secondary market. Because secondary-market transactions occur at market prices, you may pay more (premium) or less (discount) than NAV when you buy ETF Shares and receive more or less than NAV when you sell those shares. In times of severe

market disruption, the bid-ask spread and premiums/discounts can increase significantly. Unless imposed by your broker, there is no minimum dollar amount you must invest and no minimum number of ETF Shares you must buy.

Your ownership of ETF Shares will be shown on the records of the broker through which you hold the shares. Vanguard will not have any record of your ownership. Your account information will be maintained by your broker, which will provide you with account statements, confirmations of your purchases and sales of ETF Shares, and tax information. Your broker also will be responsible for ensuring that you receive income and capital gains distributions, as well as shareholder reports and other communications from the fund whose ETF Shares you own. You will receive other services (e.g., dividend reinvestment and average cost information) only if your broker offers these services.

# Investing in Index Funds

## What Is Indexing?

Indexing is an investment strategy for tracking the performance of a specified market benchmark, or “index.” An index is a group of securities whose overall performance is used as a standard to measure the investment performance of a particular market. There are many types of indexes. Some represent entire markets—such as the U.S. stock market or the U.S. bond market. Other indexes cover market segments—such as small-capitalization stocks or short-term bonds. One cannot invest directly in an index.

The index provider determines the securities to include in the index and the weighting of each security in the index. Under normal circumstances, the index provider will rebalance an index on a regular schedule. An index provider may carry out additional ad hoc index rebalances or delay or cancel a scheduled rebalance. Generally, the index provider does not provide any warranty, or accept any liability, with respect to the quality, accuracy, or completeness of either the target index or its related data. Errors made by the index provider may occur from time to time and may not be identified by the index provider for a period of time or at all. Vanguard does not provide any warranty or guarantee against such errors. Therefore, the gains, losses, or costs associated with the index provider’s errors will generally be borne by the index fund and its shareholders.

An index fund seeks to hold all, or a representative sample, of the securities that make up its target index. Index funds attempt to mirror the performance of the target index, for better or worse. However, an index fund generally does not perform *exactly* like its target index. For example, index funds have operating expenses and transaction costs. Market indexes do not, and therefore they will usually have a slight performance advantage over funds that track them. The ability of an index fund to match its performance to that of its target index can also be impacted by, among other things, the timing and size of cash flows, asset valuation differences, and the size of the fund. Market disruptions could also have an adverse effect on a fund’s ability to adjust its exposure to the required levels in order to track the index. The risk that a fund may not track the performance of its target index may be heightened during times of increased market volatility or other unusual market conditions.

Index funds typically have the following characteristics:

- *Variety of investments.* Depending on a fund’s benchmark index, the fund may invest in the securities of a variety of companies, industries, and/or governments or government agencies.
- *Relative performance consistency.* Because they seek to track market benchmarks, index funds usually do not perform dramatically better or worse than their benchmarks.
- *Low cost.* Index funds are generally inexpensive to run compared with actively managed funds. They have low or no research costs and typically keep trading activity—and thus dealer markups and other transaction costs—to a minimum compared with actively managed funds.

# Investing in Tax-Exempt Funds

## What Are Municipal Bond Funds?

Municipal bond funds invest primarily in interest-bearing securities issued by state and local governments and by other governmental authorities to support their needs or to finance public projects. A municipal bond—like a bond issued by a corporation or the U.S. government—obligates the issuer to pay the bondholder a fixed or variable amount of interest periodically and to repay the principal value of the bond on a specific maturity date. Unlike most other bonds, however, municipal bonds generally pay interest that is exempt from federal income taxes and, in some cases, from state and local taxes. For certain shareholders, the interest may be subject to the alternative minimum tax.

## Taxable Versus Tax-Exempt Funds

Yields on tax-exempt bonds—such as some municipal bonds—are typically lower than those on taxable bonds, so investing in a tax-exempt fund makes sense only if you stand to save more in taxes than you would earn as additional income while invested in a taxable fund.

To determine whether a 0-7 Year National tax-exempt fund—such as Vanguard Short-Term Tax-Exempt Bond ETF—makes sense for you, compute the tax-exempt fund's *taxable-equivalent yield*. This figure enables you to take taxes into account when comparing your potential return on a tax-exempt fund with the potential return on a taxable fund.


To compute the taxable-equivalent yield, divide the tax-exempt fund's yield by the difference between 100% and your federal tax bracket. For example, if you are in the 37% tax bracket and subject to the 3.8% Medicare tax, and can earn a tax-exempt yield of 5%, the taxable-equivalent yield would be 8.45% (5% divided by 59.2% [i.e.,  $100\% - 37\% - 3.8\%$ ]).

In this example, you would choose the tax-exempt fund if its taxable-equivalent yield of 8.45% were greater than the yield of a similar, though taxable, investment.

Remember that we have used an *assumed* tax rate and bracket in this example. Actual taxable-equivalent yields depend on your individual tax situation. Make sure to verify your actual effective marginal rate before calculating taxable-equivalent yields of your own.

**There is no guarantee that all of a tax-exempt fund's income from its municipal bonds will remain exempt from federal, state, or local income taxes. Income from municipal bonds held by a fund could be declared taxable, possibly with retroactive effect, because of unfavorable changes in tax laws, adverse interpretations by the Internal Revenue Service (IRS) or state or local tax authorities, or noncompliant conduct of a bond issuer.**

## More on the Fund and ETF Shares

This prospectus describes the principal risks you would face as a Fund shareholder. It is important to keep in mind one of the main principles of investing: generally, the higher the risk of losing money, the higher the potential reward. The reverse, also, is generally true: the lower the risk, the lower the potential reward. As you consider an investment in any fund, you should take into account your personal tolerance for fluctuations in the securities markets. Look for this  symbol throughout the prospectus. It is used to mark detailed information about the more significant risks that you would confront as a Fund shareholder. To highlight terms and concepts important to fund investors, we have provided Plain Talk<sup>®</sup> explanations along the way. Reading the prospectus will help you decide whether the Fund is the right investment for you. We suggest that you keep this prospectus for future reference.

### A Note to Investors

Vanguard ETF Shares can be purchased directly from the issuing Fund only by certain authorized broker-dealers in exchange for a basket of securities (or, in some cases, for cash or a combination of cash and securities). Individual investors generally will not be able to purchase ETF Shares directly from the Fund. Instead, these investors will purchase ETF Shares on the secondary market through a broker.

### Plain Talk About Fund Expenses

All funds have operating expenses. These expenses, which are deducted from a fund's gross income, are expressed as a percentage of the net assets of the fund. Assuming that operating expenses remain as stated in the Fees and Expenses section, Vanguard Short-Term Tax-Exempt Bond ETF Shares' expense ratio would be 0.07%, or \$0.70 per \$1,000 of average net assets. The average expense ratio for general municipal funds in 2023 was 0.64%, or \$6.40 per \$1,000 of average net assets (derived from data provided by Lipper, a Thomson Reuters Company, which reports on the mutual fund industry).



## Plain Talk About Costs of Investing

Costs are an important consideration in choosing an ETF. That is because you, as a shareholder, pay a proportionate share of the costs of operating a fund and any transaction costs incurred when the fund buys or sells securities. These costs can erode a substantial portion of the gross income or the capital appreciation a fund achieves. Even seemingly small differences in expenses can, over time, have a dramatic effect on a fund's performance.

The following sections explain the principal investment strategies and policies that the Fund uses in pursuit of its investment objective. The Fund's board of trustees, which oversees the Fund's management, may change investment strategies or policies in the interest of shareholders without a shareholder vote, unless those strategies or policies are designated as fundamental. The Fund's policy of investing at least 80% of its assets in securities that are held in its target index may be changed only upon 60 days' notice to shareholders.

### Market Exposure

The Fund invests mainly in municipal bonds issued by state and local governments or agencies that provide tax-exempt income. As a result, the Fund is subject to certain risks.



*The Fund is subject to interest rate risk, which is the chance that bond prices will decline because of rising interest rates.*

Although fixed income securities (commonly referred to as bonds) are often thought to be less risky than stocks, there have been periods when bond prices have fallen significantly because of rising interest rates. For instance, prices of long-term bonds fell by almost 48% between December 1976 and September 1981.

To illustrate the relationship between bond prices and interest rates, the following table shows the effect of a 1% and a 2% change (both up and down) in interest rates on the values of three noncallable bonds (i.e., bonds that cannot be redeemed by the issuer) of different maturities, each with a face value of \$1,000.

## How Interest Rate Changes Affect the Value of a \$1,000 Bond<sup>1</sup>

| Type of Bond (Maturity)      | After a 1%<br>Increase | After a 1%<br>Decrease | After a 2%<br>Increase | After a 2%<br>Decrease |
|------------------------------|------------------------|------------------------|------------------------|------------------------|
| Short-Term (2.5 years)       | \$977                  | \$1,024                | \$954                  | \$1,049                |
| Intermediate-Term (10 years) | 922                    | 1,086                  | 851                    | 1,180                  |
| Long-Term (20 years)         | 874                    | 1,150                  | 769                    | 1,328                  |

<sup>1</sup> Assuming a 4% coupon rate.

These figures are for illustration only; you should not regard them as an indication of future performance of the bond market as a whole or the Fund in particular.

### Plain Talk About Bonds and Interest Rates

As a rule, when interest rates rise, bond prices fall. The opposite is also true: bond prices go up when interest rates fall. Why do bond prices and interest rates move in opposite directions? Let's assume that you hold a bond offering a 4% yield. A year later, interest rates are on the rise and bonds of comparable quality and maturity are offered with a 5% yield. With higher-yielding bonds available, you would have trouble selling your 4% bond for the price you paid—you would probably have to lower your asking price. On the other hand, if interest rates were falling and 3% bonds were being offered, you should be able to sell your 4% bond for more than you paid.

Changes in interest rates can affect bond *income* as well as bond *prices*.



*The Fund is subject to income risk, which is the chance that the Fund's income will decline because of falling interest rates. A fund's income declines when interest rates fall because the fund then must invest new cash flow and cash from maturing bonds in lower-yielding bonds.*

## Plain Talk About Bond Maturities

A bond is issued with a specific maturity date—the date when the issuer must pay back the bond's principal (face value). Bond maturities range from less than 1 year to more than 30 years. Typically, the longer a bond's maturity, the more price risk you, as a bond investor, will face as interest rates rise—but also the higher the potential yield you could receive. Longer-term bonds are generally more suitable for investors willing to take a greater risk of price fluctuations to get higher and more stable interest income. Shorter-term bond investors should be willing to accept lower yields and greater income variability in return for less fluctuation in the value of their investment. The stated maturity of a bond may differ from the effective maturity of a bond, which takes into consideration that an action such as a call or refunding may cause bonds to be repaid before their stated maturity dates.

Although falling interest rates tend to strengthen bond prices, they can cause another problem for bond fund investors—bond calls.



*The Fund is subject to call risk, which is the chance that during periods of falling interest rates, issuers of callable bonds may call (redeem) securities with higher coupon rates or interest rates before their maturity dates. The Fund would then lose any price appreciation above the bond's call price and would be forced to reinvest the unanticipated proceeds at lower interest rates, resulting in a decline in the Fund's income. Such redemptions and subsequent reinvestments would also increase the Fund's portfolio turnover rate.*

Call risk is generally low for short-term bonds, moderate for intermediate-term bonds, and higher for long-term bonds. The greater the call risk, the greater the chance for a decline in income and the potential for taxable capital gains.

## Plain Talk About Callable Bonds

Although bonds are issued with clearly defined maturities, in some cases the bond issuer has a right to call in (redeem) the bond earlier than its maturity date. When a bond is called, the bondholder may have to replace it with another bond with a lower yield than the original bond. One way for bond investors to protect themselves against call risk is to purchase a bond early in its lifetime, long before its call date. Another way is to buy bonds with lower coupon rates or interest rates, which make them less likely to be called.



*The Fund is subject to extension risk, which is the chance that during periods of rising interest rates, certain debt securities will be paid off substantially more slowly than originally anticipated, and the value of those securities may fall.*



*The Fund is subject to credit risk, which is the chance that a bond issuer will fail to pay interest or principal in a timely manner or that negative perceptions of the issuer's ability to make such payments will cause the price of that bond to decline. In general, credit risk should be relatively low for the Fund because it invests primarily in bonds that are considered to be of high quality.*

## Plain Talk About Credit Quality

A bond's credit quality rating is an assessment of the issuer's ability to pay interest on the bond and, ultimately, to repay the principal. The lower the credit quality, the greater the perceived chance that the bond issuer will default, or fail to meet its payment obligations. All things being equal, the lower a bond's credit quality, the higher its yield should be to compensate investors for assuming additional risk.

The Fund tries to minimize credit risk by purchasing a wide selection of municipal securities included in the Fund's target index. As a result, there is less chance that the Fund will be seriously affected by a particular bond issuer's failure to pay either interest or principal.



*The Fund is subject to liquidity risk, which is the chance that the Fund may not be able to sell a security in a timely manner at a desired price.*

Municipal securities are traded via a network among dealers and brokers that connect buyers with sellers. Liquidity in the tax-exempt bond market may be reduced as a result of overall economic conditions and credit tightening. There may be little trading in the secondary market for particular bonds and other debt securities, which may make them more difficult to value or sell.

Market disruptions can adversely affect local and global markets as well as normal market conditions and operations. Any such disruptions could have an adverse impact on the value of the Fund's investments and Fund performance.

## Security Selection

**Index sampling strategy.** Because it would be very expensive and inefficient to buy and sell *all* bonds held in its target index—which is an indexing strategy called “full replication”—the Fund uses index “sampling” techniques to select

securities. Using sophisticated quantitative and qualitative methods, the Fund's advisor generally selects a representative sample of securities that approximates the full target index in terms of key risk factors and other characteristics. These factors include duration, cash flow, quality, and callability of the underlying bonds. In addition, the Fund keeps industry sector and subsector exposure within tight boundaries relative to its target index. Because the Fund does *not* hold all of the securities included in its target index, some of the securities (and issuers) that are held will likely be overweighted (or underweighted) compared with the target index. The maximum overweight (or underweight) is constrained at the issuer level with the goal of producing well-diversified exposure in the portfolio.

The Fund seeks to track the performance of the S&P 0-7 Year National AMT-Free Municipal Bond Index. The Index measures the performance of the investment-grade, fixed-rate U.S. municipal bond market with maturities between one month and seven years as determined by the Index provider, S&P Dow Jones Indices LLC. The components of the Index are reconstituted and rebalanced on a monthly basis. The Index rebalances as a market-weighted index, and bonds may enter or fall out of the Index on a monthly basis. New securities are added to and removed from the Index in connection with the month-end index rebalancing process. As of November 30, 2023, the number of bonds in the Fund's target index was 4,469.



*The Fund is subject to index sampling risk, which is the chance that the securities selected for the Fund, in the aggregate, will not provide investment performance matching that of the Fund's target index. Index sampling risk for the Fund is expected to be low to moderate.*

### **Other Investment Policies and Risks**

The Fund will invest at least 80% of its assets in securities held in its target index. Up to 20% of the Fund's assets may be used to purchase nonpublic, investment-grade securities, generally referred to as 144A securities, as well as smaller public issues or medium-term notes not included in the index because of the small size of the issue. We expect that the vast majority of these securities will have characteristics similar to those in the target index. Subject to the same 20% limit, the Fund may also purchase other investments that are outside of its target index or may hold bonds that, when acquired, were included in the index but subsequently were removed. Some of these investments may generate taxable income, and thus the Fund may need to distribute income subject to federal personal income tax or the alternative minimum tax.

The Fund reserves the right to substitute a different index for the index it currently tracks if the current index is discontinued, if the Fund's agreement with the provider of its target index is terminated, or for any other reason determined in good faith by the Fund's board of trustees. In any such instance, the substitute index would represent the same market segment as the current index.

The Fund may purchase tax-exempt securities on a "when-issued" basis. When investing in "when-issued" securities, the Fund agrees to buy the securities at a certain price on a certain date, even if the market price of the securities at the time of delivery is higher or lower than the agreed-upon purchase price.



*The Fund may invest in derivatives. In general, investments in derivatives may involve risks different from, and possibly greater than, those of investments directly in the underlying securities or assets.*

Generally speaking, a derivative is a financial contract whose value is based on the value of a financial asset (such as a stock, a bond, or a currency), a physical asset (such as gold, oil, or wheat), a market index, or a reference rate. The Fund may invest in derivatives only if the expected risks and rewards of the derivatives are consistent with the investment objective, policies, strategies, and risks of the Fund as disclosed in this prospectus. In particular, derivatives will be used only when they may help the advisor to accomplish one or more of the following:

- Invest in eligible asset classes with greater efficiency and lower cost than is possible through direct investment.
- Add value when these instruments are attractively priced.
- Adjust sensitivity to changes in interest rates.

The Fund's derivative investments may include fixed income futures contracts, fixed income options, interest rate swaps, total return swaps, credit default swaps, or other derivatives. Losses (or gains) involving futures contracts can sometimes be substantial—in part because a relatively small price movement in a futures contract may result in an immediate and substantial loss (or gain) for a fund. Similar risks exist for other types of derivatives.

## Plain Talk About Derivatives

Derivatives can take many forms. Some forms of derivatives—such as exchange-traded futures and options on securities, commodities, or indexes—have been trading on regulated exchanges for decades. These types of derivatives are standardized contracts that can easily be bought and sold and whose market values are determined and published daily. On the other hand, non-exchange-traded derivatives—such as certain swap agreements—tend to be more specialized or complex and may be more difficult to accurately value.

The Fund may invest a small portion of its assets in fixed income futures, which are a type of derivative, and/or shares of exchange-traded funds (ETFs). These fixed income futures and ETFs typically provide returns similar to those of the bonds listed in the index, or in a subset of the index, the Fund seeks to track. The Fund may purchase futures or ETFs when doing so will reduce the Fund's transaction costs, facilitate cash management, mitigate risk, or have the potential to add value because the instruments are favorably priced. Vanguard receives no additional revenue from Fund assets invested in ETF Shares of other Vanguard funds. Fund assets invested in ETF Shares of other Vanguard funds are excluded when allocating to the Fund its share of the costs of Vanguard operations.

## Cash Management

The Fund's daily cash balance may be invested in Vanguard Market Liquidity Fund and/or Vanguard Municipal Cash Management Fund (each, a CMT Fund), which are low-cost money market funds. When investing in a CMT Fund, the Fund bears its proportionate share of the expenses of the CMT Fund in which it invests. Vanguard receives no additional revenue from Fund assets invested in a CMT Fund. Investment in a CMT Fund may generate taxable income for the Fund and potentially may require the Fund to distribute income subject to federal personal income tax or the alternative minimum tax.

## Redemption Requests

**Methods used to meet redemption requests.** Redemptions of ETF Shares are typically met through a combination of cash and securities held by the Fund; see "How Are Vanguard ETF Shares Different From Conventional Mutual Fund Shares?" If cash is used to meet redemptions, the Fund typically obtains such cash through positive cash flows or the sale of Fund holdings consistent with the Fund's investment objective and strategy. Please consult the Fund's *Statement of Additional Information* for further information on redemptions of ETF Shares.

Under certain circumstances, the Fund may borrow money (subject to certain regulatory conditions and if available under board-approved procedures) through an interfund lending facility; through a bank line-of-credit, including a joint committed credit facility; or through an uncommitted line-of-credit from Vanguard in order to meet redemption requests.

**Potential redemption activity impacts.** At times, the Fund may experience adverse effects when certain large shareholders, or multiple shareholders comprising significant ownership of the Fund, redeem large amounts of shares of the Fund. Large redemptions may cause the Fund to sell portfolio securities at times when it would not otherwise do so. This may result in the Fund distributing capital gains or other taxable income to non-redeeming shareholders. Large redemptions may also increase the Fund's transaction costs. Redemption activity can occur for many reasons, including shareholder reactions to market movements or other events unrelated to Vanguard's actions, or when Vanguard makes product changes that, for example, may result in a shareholder redeeming shares of the Fund to purchase shares of another similar fund or investment vehicle.

### **Temporary Investment Measures**


The Fund may temporarily depart from its normal investment policies and strategies when the advisor believes that doing so is in the Fund's best interest, so long as the strategy or policy employed is consistent with the Fund's investment objective. For instance, the Fund may invest beyond its normal limits in derivatives or exchange-traded funds that are consistent with the Fund's investment objective when those instruments are more favorably priced or provide needed liquidity, as might be the case when the Fund receives large cash flows that it cannot prudently invest immediately. By temporarily departing from its normal investment policies, the Fund may distribute income subject to federal personal income tax or the alternative minimum tax and may otherwise fail to meet its objective.

### **Special Risks of Exchange-Traded Shares**





*ETF Shares are not individually redeemable. They can be redeemed with the issuing Fund at NAV only by certain authorized broker-dealers and only in large blocks known as Creation Units. Consequently, if you want to liquidate some or all of your ETF Shares, you must sell them on the secondary market at prevailing market prices.*



 *The market price of ETF Shares may differ from NAV. Although it is expected that the market price of an ETF Share typically will approximate its NAV, there may be times when the market price and the NAV differ significantly. Thus, you may pay more (premium) or less (discount) than NAV when you buy ETF Shares on the secondary market, and you may receive more or less than NAV when you sell those shares. These discounts and premiums are likely to be greatest during times of market disruption or extreme market volatility.*

Vanguard's website at [vanguard.com](http://vanguard.com) shows the previous day's closing NAV and closing market price for the Fund's ETF Shares. The website also discloses, in the Premium/Discount Analysis section of the ETF Shares' Price & Performance page, how frequently the Fund's ETF Shares traded at a premium or discount to NAV (based on closing NAVs and market prices) and the magnitudes of such premiums and discounts.

 *An active trading market may not exist. Although Vanguard ETF Shares are listed on a national securities exchange, it is possible that an active trading market may not be maintained. Although this could happen at any time, it is more likely to occur during times of severe market disruption. If you attempt to sell your ETF Shares when an active trading market is not functioning, you may have to sell at a significant discount to NAV. In extreme cases, you may not be able to sell your shares at all.*

 *Trading may be halted. Trading of Vanguard ETF Shares on an exchange may be halted by the activation of individual or marketwide trading halts (which halt trading for a specific period of time when the price of a particular security or overall market prices decline by a specified percentage). Trading of ETF Shares may also be halted if (1) the shares are delisted from the listing exchange without first being listed on another exchange or (2) exchange officials determine that such action is appropriate in the interest of a fair and orderly market or for the protection of investors.*

**A precautionary note to investment companies:** The Fund's ETF Shares are issued by a registered investment company, and therefore the acquisition of such shares by other investment companies and private funds is subject to the restrictions of Section 12(d)(1) of the Investment Company Act of 1940 (the 1940 Act). SEC Rule 12d1-4 under the 1940 Act permits registered investment companies to invest in other registered investment companies beyond the limits in Section 12(d)(1), subject to certain conditions, including that funds with different investment advisors must enter into a fund of funds investment agreement.

## Shareholder Rights

The Fund's Agreement and Declaration of Trust, as amended, requires a shareholder bringing a derivative action on behalf of Vanguard Wellington Fund (the Trust) that is subject to a pre-suit demand to collectively hold at least 10% of the outstanding shares of the Trust or at least 10% of the outstanding shares of the series or class to which the demand relates and to undertake to reimburse the Trust for the expense of any counsel or advisors used when considering the merits of the demand in the event that the board of trustees determines not to bring such action. In each case, these requirements do not apply to claims arising under the federal securities laws to the extent that any such federal securities laws, rules, or regulations do not permit such application.

## Frequent Trading and Market-Timing

Unlike frequent trading of a Vanguard fund's conventional (i.e., not exchange-traded) classes of shares, frequent trading of ETF Shares does not disrupt portfolio management or otherwise harm fund shareholders. The vast majority of trading in ETF Shares occurs on the secondary market. Because these trades do not involve the issuing fund, they do not harm the fund or its shareholders. Certain broker-dealers are authorized to purchase and redeem ETF Shares directly with the issuing fund. Because these trades typically are effected in kind (i.e., for securities and not for cash), or are assessed a transaction fee when effected in cash, they do not cause any of the harmful effects to the issuing fund (as previously noted) that may result from frequent trading. For these reasons, the board of trustees of each fund that issues ETF Shares has determined that it is not necessary to adopt policies and procedures to detect and deter frequent trading and market-timing of ETF Shares.

## Portfolio Holdings

Please consult the Fund's *Statement of Additional Information* or our website for a description of the policies and procedures that govern disclosure of the Fund's portfolio holdings.

## Turnover Rate

Although the Fund generally seeks to invest for the long term, it may sell securities regardless of how long they have been held. The **Financial Highlights** section of this prospectus shows historical turnover rates for the Fund. A turnover rate of 100%, for example, would mean that the Fund had sold and replaced shares of the underlying funds valued at 100% of its net assets within a one-year period. Shorter-term bonds will mature or be sold - and need to be replaced - more frequently than longer-term bonds. As a result, shorter-term bond funds tend to have higher turnover rates than longer-term bond funds. In general, the greater the turnover rate, the greater the impact transaction costs will have on a

fund's return. Also, funds with high turnover rates may be more likely to generate capital gains, including short-term capital gains, that must be distributed to shareholders and will be taxable to shareholders investing through a taxable account.

## **The Fund and Vanguard**

The Fund is a member of The Vanguard Group, Inc. (Vanguard), a family of over 200 funds. All of the funds that are members of Vanguard (other than funds of funds) share in the expenses associated with administrative services and business operations, such as personnel, office space, and equipment.

Vanguard Marketing Corporation provides marketing services to the funds. Although fund shareholders do not pay sales commissions or 12b-1 distribution fees, each fund (other than a fund of funds) or each share class of a fund (in the case of a fund with multiple share classes) pays its allocated share of the Vanguard funds' marketing costs.

### **Plain Talk About Vanguard's Unique Corporate Structure**

Vanguard is owned jointly by the funds it oversees and thus indirectly by the shareholders in those funds. Most other mutual funds are operated by management companies that are owned by third parties—either public or private stockholders—and not by the funds they serve.

## **Investment Advisor**

The Vanguard Group, Inc., P.O. Box 2600, Valley Forge, PA 19482, which began operations in 1975, serves as advisor to the Fund through its Fixed Income Group. As of November 30, 2023, Vanguard served as advisor for approximately \$6.8 trillion in assets. Vanguard provides investment advisory services to the Fund pursuant to the Funds' Service Agreement and subject to the supervision and oversight of the trustees and officers of the Fund.

Under the terms of an SEC exemption, the Fund's board of trustees may, without prior approval from shareholders, change the terms of an advisory agreement with a third-party investment advisor or hire a new third-party investment advisor—either as a replacement for an existing advisor or as an additional advisor. Any significant change in the Fund's advisory arrangements will be communicated to shareholders in writing. As the Fund's sponsor and overall

manager, Vanguard may provide investment advisory services to the Fund at any time. Vanguard may also recommend to the board of trustees that an advisor be hired, terminated, or replaced or that the terms of an existing advisory agreement be revised. The Fund has filed an application seeking a similar SEC exemption with respect to investment advisors that are wholly owned subsidiaries of Vanguard. If the exemption is granted, the Fund may rely on the new SEC relief.

For a discussion of why the board of trustees approved the Fund's investment advisory agreement, see the most recent semiannual report to shareholders covering the fiscal period ended November 30.

The manager primarily responsible for the day-to-day management of the Fund is:

**Justin A. Schwartz**, CFA, Portfolio Manager at Vanguard and Head of Vanguard's Municipal Index and Money Markets. He has been with Vanguard and worked in investment management since 2004, has managed investment portfolios since 2010, and has managed the Fund since 2023. Education: B.S., University of Richmond.

The Fund's *Statement of Additional Information* provides information about the portfolio manager's compensation, other accounts under management, and ownership of shares of the Fund.

## **Dividends, Capital Gains, and Taxes**

### **Fund Distributions**

The Fund distributes to shareholders virtually all of its net income (interest less expenses) as well as any net short-term or long-term capital gains realized from the sale of its holdings. From time to time, the Fund may also make distributions that are treated as a return of capital. Income dividends generally are declared monthly and distributed as soon as practicable thereafter; capital gains distributions, if any, generally occur annually in December and distributed as soon as practicable thereafter. In addition, the Fund may occasionally make one or more supplemental distribution at other times during the year.

## Plain Talk About Distributions

As a shareholder, you are entitled to your portion of a fund's income from interest as well as capital gains from the fund's sale of investments. Income consists of interest the fund earns from its money market and bond investments. The portion of such dividends that is exempt from federal income tax will be designated as "exempt-interest dividends." Capital gains are realized whenever the fund sells securities for higher prices than it paid for them. These capital gains are either short-term or long-term, depending on whether the fund held the securities for one year or less or for more than one year.

### **Reinvestment of Distributions**

In order to reinvest dividend and capital gains distributions, investors in the Fund's ETF Shares must hold their shares at a broker that offers a reinvestment service. This can be the broker's own service or a service made available by a third party, such as the broker's outside clearing firm or the DTC. If a reinvestment service is available, distributions of income and capital gains can automatically be reinvested in additional whole and fractional ETF Shares of the Fund. If a reinvestment service is not available, investors will receive their distributions in cash. To determine whether a reinvestment service is available and whether there is a commission or other charge for using this service, consult your broker.

As with all exchange-traded funds, reinvestment of dividend and capital gains distributions in additional ETF Shares will occur four business days or more after the ex-dividend date (the date when a distribution of dividends or capital gains is deducted from the price of the Fund's shares). The exact number of days depends on your broker. During that time, the amount of your distribution will not be invested in the Fund and therefore will not share in the Fund's income, gains, and losses.

## Basic Tax Points

Investors in taxable accounts should be aware of the following basic federal income tax points:

- A majority of the income dividends that you receive are expected to be exempt from federal and alternative minimum taxes.
- Distributions of capital gains and any investment income that is not exempt from federal income tax are taxable to you whether or not you reinvest these amounts in additional ETF Shares.
- Distributions declared in December—if paid to you by the end of January—are taxable as if received in December.
- Any short-term capital gains distribution that you receive is taxable to you as ordinary income.
- Any distribution of net long-term capital gains is taxable to you as long-term capital gains, no matter how long you have owned ETF Shares.
- Capital gains distributions can occur when the Fund sells assets at a gain. Capital gains distributions vary from year to year as a result of the Fund's investment activities and cash flows, including those due to redemption activity by Fund shareholders.
- Capital gain distributions may occur if Vanguard makes changes that would impact the Fund directly or indirectly, including if Vanguard makes changes to the Fund's portfolio or to any other Vanguard fund or product that would involve the redemption of shares of the Fund and the related sale of the Fund's or an underlying Vanguard fund's investments.
- Your cost basis in the Fund will be decreased by the amount of any return of capital that you receive. This, in turn, will affect the amount of any capital gain or loss that you realize when selling or exchanging your Fund shares.
- Return of capital distributions generally are not taxable to you until your cost basis has been reduced to zero. If your cost basis is at zero, return of capital distributions will be treated as capital gains.
- Exempt-interest dividends from a tax-exempt fund are taken into account in determining the taxable portion of any Social Security or railroad retirement benefits that you receive.
- Income paid from tax-exempt bonds whose proceeds are used to fund private, for-profit organizations may be subject to the federal alternative minimum tax.
- A sale of ETF Shares is a taxable event. This means that you may have a capital gain to report as income, or a capital loss to report as a deduction, when you complete your tax return.

Individuals, trusts, and estates whose income exceeds certain threshold amounts are subject to a 3.8% Medicare contribution tax on “net investment income.” Net investment income takes into account distributions paid by the Fund (except exempt-interest dividends) and capital gains from any sale of ETF Shares.

Income dividends and capital gains distributions that you receive, as well as your gains or losses from any sale of ETF shares, may be subject to state and local income taxes.

Income dividends from interest earned on municipal securities of a state or its political subdivisions are generally exempt from that state’s income taxes. Almost all states, however, tax interest earned on municipal securities of *other* states. Vanguard (or your intermediary) will annually provide you with information to help report your earnings by state from the Fund on your annual tax returns.

This prospectus provides general tax information only. Please consult your tax advisor for detailed information about any tax consequences for you.

## **Share Price and Market Price**

Share price, also known as *net asset value* (NAV), is calculated as of the close of regular trading on the New York Stock Exchange (NYSE), generally 4 p.m., Eastern time, on each day that the NYSE is open for business (a business day). In the rare event the NYSE experiences unanticipated disruptions and is unavailable at the close of the trading day, NAVs will be calculated as of the close of regular trading on the Nasdaq (or another alternate exchange if the Nasdaq is unavailable, as determined at Vanguard’s discretion), generally 4 p.m., Eastern time. Each share class has its own NAV, which is computed by dividing the total assets, minus liabilities, allocated to the share class by the number of Fund shares outstanding for that class. On U.S. holidays or other days when the NYSE is closed, the NAV is not calculated, and the Fund does not sell or redeem shares.

Remember: If you buy or sell ETF Shares on the secondary market, you will pay or receive the market price, which may be higher or lower than NAV. Your transaction will be priced at NAV only if you purchase or redeem your ETF Shares in Creation Unit blocks (an option available only to certain authorized broker-dealers) or if you convert your conventional fund shares to ETF Shares.

Debt securities held by a Vanguard fund are valued based on information furnished by an independent pricing service or market quotations. When a fund determines that pricing-service information or market quotations either are not

readily available or do not accurately reflect the value of a security, the security is priced at its *fair value* (the amount that the owner might reasonably expect to receive upon the current sale of the security).

The values of any foreign securities held by a fund are converted into U.S. dollars using an exchange rate obtained from an independent third party as of the close of regular trading on the NYSE. The values of any mutual fund shares, including institutional money market fund shares, held by a fund are based on the NAVs of the shares. The values of any ETF shares or closed-end fund shares held by a fund are based on the market value of the shares.

The fund also may use fair-value pricing on bond market holidays when the fund is open for business (such as Columbus Day and Veterans Day). Fair-value prices are determined by Vanguard according to procedures adopted by the board of trustees. When fair-value pricing is employed, the prices of securities used by the fund to calculate the NAV may differ from quoted or published prices for the same securities.

The Fund has authorized certain financial intermediaries and their designees, and may, from time to time, authorize certain funds of funds for which Vanguard serves as the investment advisor (Vanguard Funds of Funds), to accept orders to buy or sell fund shares on its behalf. The Fund will be deemed to receive an order when accepted by the financial intermediary, its designee, or one of the Vanguard Funds of Funds, and the order will receive the NAV next computed by the Fund after such acceptance.

Vanguard's website will show the previous day's closing NAV and closing market price for the Fund's ETF Shares.



## Additional Information

The Fund's Bylaws require, unless the Trust otherwise consents in writing, that the U.S. Federal District Courts be the sole and exclusive forum for the resolution of complaints under the Securities Act of 1933. This provision may limit a shareholder's ability to bring a claim in a different forum and may result in increased shareholder costs in pursuing such a claim.

| Vanguard Fund                                  | Inception<br>Date | Vanguard<br>Fund Number | CUSIP<br>Number |
|--|-------------------|-------------------------|-----------------|
| <b>Vanguard Short-Term Tax-Exempt Bond ETF</b> | 3/7/2023          | V014                    | 921935870       |

Certain affiliates of the Fund and the advisor may purchase and resell ETF Shares pursuant to the prospectus.

CGS identifiers have been provided by CUSIP Global Services, managed on behalf of the American Bankers Association by Standard & Poor's Financial Services, LLC, and are not for use or dissemination in a manner that would serve as a substitute for any CUSIP service. The CUSIP Database, © 2024 American Bankers Association. "CUSIP" is a registered trademark of the American Bankers Association.

## Financial Highlights

Financial highlights information is intended to help you understand a fund's performance for the past five years (or, if shorter, its period of operations). Certain information reflects financial results for a single fund share. Total return represents the rate that an investor would have earned or lost each period on an investment in a fund or share class (assuming reinvestment of all distributions). This information has been obtained from the financial statements audited by PricewaterhouseCoopers LLP, an independent registered public accounting firm, whose report, along with fund financial statements, is included in a fund's most recent annual report to shareholders. You may obtain a free copy of a fund's latest annual or semiannual report, which is available upon request.

|  |   |
|--|---|
| For a Share Outstanding<br>Throughout Each Period      | March 7, 2023 <sup>1</sup><br>to<br>November 30, 2023 |
| <b>Net Asset Value, Beginning of Period</b>            | <b>\$100.00</b>                                       |
| <b>Investment Operations</b>                           |   |
| Net Investment Income <sup>2</sup>                     | 2.098   |
| Net Realized and Unrealized Gain (Loss) on Investments | .252  |
| Total from Investment Operations                       | 2.350   |
| <b>Distributions</b>                                   |   |
| Dividends from Net Investment Income                   | (1.570)   |
| Distributions from Realized Capital Gains              | —   |
| Total Distributions                                    | (1.570)   |
| <b>Net Asset Value, End of Period</b>                  | <b>\$100.78</b>                                       |
| <b>Total Return</b>                                    | <b>2.38%</b>  |
| <b>Ratios/Supplemental Data</b>                        |   |
| Net Assets, End of Period (Millions)                   | \$391   |
| Ratio of Total Expenses to Average Net Assets          | 0.07% <sup>3</sup>                                    |
| Ratio of Net Investment Income to Average Net Assets   | 2.85% <sup>3</sup>                                    |
| Portfolio Turnover Rate                                | 9% <sup>4</sup>                                       |

1 Inception.

2 Calculated based on average shares outstanding.

3 Annualized.

4 Excludes the value of portfolio securities received or delivered as a result of in-kind purchases or redemptions of the fund's capital shares, including ETF Creation Units.

CFA® is a registered trademark owned by CFA Institute.

The S&P National AMT-Free Municipal Bond Index is a product of S&P Dow Jones Indices LLC, a division of S&P Global, or its affiliates ("SPDJ") and has been licensed for use by Vanguard. Standard & Poor's® and S&P® are registered trademarks of Standard & Poor's Financial Services LLC, a division of S&P Global ("S&P") and Dow Jones® is a registered trademark of Dow Jones Trademark Holdings LLC ("Dow Jones"). The trademarks have been licensed to SPDJI and have been sublicensed for use for certain purposes by Vanguard. Vanguard Short-Term Tax-Exempt Bond ETF is not sponsored, endorsed, sold or promoted by SPDJI, Dow Jones, S&P, or any of their respective affiliates (collectively, "S&P Dow Jones Indices"). S&P Dow Jones Indices makes no representation or warranty, express or implied, to the owners of Vanguard Short-Term Tax-Exempt Bond ETF or any member of the public regarding the advisability of investing in securities generally or in Vanguard Short-Term Tax-Exempt Bond ETF particularly or the ability of the S&P National AMT-Free Municipal Bond Index to track general market performance. S&P Dow Jones Indices' only relationship to Vanguard with respect to the S&P National AMT-Free Municipal Bond Index is the licensing of the index and certain trademarks, service marks and/or trade names of S&P Dow Jones Indices and/or its licensors. The S&P National AMT-Free Municipal Bond Index is determined, composed and calculated by S&P Dow Jones Indices without regard to Vanguard or Vanguard Short-Term Tax-Exempt Bond ETF. S&P Dow Jones Indices has no obligation to take the needs of Vanguard or the owners of Vanguard Short-Term Tax-Exempt Bond ETF into consideration in determining, composing or calculating the S&P National AMT-Free Municipal Bond Index. S&P Dow Jones Indices is not responsible for and has not participated in the determination of the prices, and amount of Vanguard Short-Term Tax-Exempt Bond ETF or the timing of the issuance or sale of Vanguard Short-Term Tax-Exempt Bond ETF or in the determination or calculation of the equation by which Vanguard Short-Term Tax-Exempt Bond ETF is to be converted into cash, surrendered or redeemed, as the case may be. S&P Dow Jones Indices has no obligation or liability in connection with the administration, marketing or trading of Vanguard Short-Term Tax-Exempt Bond ETF. There is no assurance that investment products based on the S&P National AMT-Free Municipal Bond Index will accurately track index performance or provide positive investment returns. S&P Dow Jones Indices LLC is not an investment advisor. Inclusion of a security within an index is not a recommendation by S&P Dow Jones Indices to buy, sell, or hold such security, nor is it considered to be investment advice.

S&P DOW JONES INDICES DOES NOT GUARANTEE THE ADEQUACY, ACCURACY, TIMELINESS AND/OR THE COMPLETENESS OF THE S&P NATIONAL AMT-FREE MUNICIPAL BOND INDEX OR ANY DATA RELATED THERETO OR ANY COMMUNICATION, INCLUDING BUT NOT LIMITED TO, ORAL OR WRITTEN COMMUNICATION (INCLUDING ELECTRONIC COMMUNICATIONS) WITH RESPECT THERETO. S&P DOW JONES INDICES SHALL NOT BE SUBJECT TO ANY DAMAGES OR LIABILITY FOR ANY ERRORS, OMISSIONS, OR DELAYS THEREIN. S&P DOW JONES INDICES MAKES NO EXPRESS OR IMPLIED WARRANTIES, AND EXPRESSLY DISCLAIMS ALL WARRANTIES, OF MERCHANTABILITY OR FITNESS FOR A PARTICULAR PURPOSE OR USE OR AS TO RESULTS TO BE OBTAINED BY VANGUARD, OWNERS OF VANGUARD SHORT-TERM TAX-EXEMPT BOND ETF, OR ANY OTHER PERSON OR ENTITY FROM THE USE OF THE S&P NATIONAL AMT-FREE MUNICIPAL BOND INDEX OR WITH RESPECT TO ANY DATA RELATED THERETO. WITHOUT LIMITING ANY OF THE FOREGOING, IN NO EVENT

WHATSOEVER SHALL S&P DOW JONES INDICES BE LIABLE FOR ANY INDIRECT, SPECIAL, INCIDENTAL, PUNITIVE, OR CONSEQUENTIAL DAMAGES INCLUDING BUT NOT LIMITED TO, LOSS OF PROFITS, TRADING LOSSES, LOST TIME OR GOODWILL, EVEN IF THEY HAVE BEEN ADVISED OF THE POSSIBILITY OF SUCH DAMAGES, WHETHER IN CONTRACT, TORT, STRICT LIABILITY, OR OTHERWISE. THERE ARE NO THIRD PARTY BENEFICIARIES OF ANY AGREEMENTS OR ARRANGEMENTS BETWEEN S&P DOW JONES INDICES AND VANGUARD, OTHER THAN THE LICENSORS OF S&P DOW JONES INDICES.

## Glossary of Investment Terms

**Authorized Participant.** Institutional investors that are permitted to purchase Creation Units directly from, and redeem Creation Units directly with, the issuing fund. To be an Authorized Participant, an entity must be a participant in the Depository Trust Company and must enter into an agreement with the fund's Distributor.

**Average Maturity.** The average length of time until bonds held by a fund reach maturity and are repaid. In general, the longer the average maturity, the more a fund's share price fluctuates in response to changes in market interest rates. In calculating average maturity, a fund uses a bond's maturity or, if applicable, an earlier date on which the advisor believes it is likely that a maturity-shortening device (such as a call, put, refunding, prepayment, or redemption provision or an adjustable coupon rate) will cause the bond to be repaid.

**Bid-Ask Spread.** The difference between the highest price a buyer is willing to pay to purchase ETF Shares (bid) and the lowest price a seller is willing to accept for ETF Shares (ask) when buying or selling shares in the secondary market.

**Capital Gains Distributions.** Payments to fund shareholders of gains realized on securities that a fund has sold at a profit, minus any realized losses.

**Coupon Rate.** The interest rate paid by the issuer of a debt security until its maturity. It is expressed as an annual percentage of the face value of the security.

**Creation Unit.** A large block of a specified number of ETF Shares. Certain broker-dealers known as "Authorized Participants" may purchase and redeem ETF Shares from the issuing fund in Creation Unit size blocks.

**Dividend Distributions.** Payments to fund shareholders of income from interest or dividends generated by a fund's investments.

**Duration.** A measure of the sensitivity of bond—and bond fund—prices to interest rate movements. For example, if a bond has a duration of two years, its price would fall by approximately 2% when interest rates rise by 1%. On the other hand, the bond's price would rise by approximately 2% when interest rates fall by 1%.

**Ex-Dividend Date.** The date when a distribution of dividends and/or capital gains is deducted from the share price of a mutual fund, ETF, or stock. On the ex-dividend date, the share price drops by the amount of the distribution per share (plus or minus any market activity).

**Expense Ratio.** A fund's total annual operating expenses expressed as a percentage of the fund's average net assets. The expense ratio includes management and administrative expenses, but it does not include the transaction costs of buying and selling portfolio securities.

**Face Value.** The amount to be paid at a bond's maturity; also known as the par value or principal.

**Fixed Income Security.** An investment, such as a bond, representing a debt that must be repaid by a specified date, and on which the borrower may pay a fixed, variable, or floating rate of interest.

**Inception Date.** The date on which the assets of a fund (or one of its share classes) are first invested in accordance with the fund's investment objective. For funds with a subscription period, the inception date is the day after that period ends. Investment performance is generally measured from the inception date.

**Indexing.** A low-cost investment strategy in which a fund attempts to track—rather than outperform—a specified market benchmark, or “index.”

**Investment-Grade Bond.** A debt security whose credit quality is considered by independent bond rating agencies, or through independent analysis conducted by a fund's advisor, to be sufficient to ensure timely payment of principal and interest under current economic circumstances. Debt securities rated in one of the four highest rating categories are considered investment-grade. Other debt securities may be considered by an advisor to be investment-grade.

**Joint Committed Credit Facility.** The Fund participates, along with other funds managed by Vanguard, in a committed credit facility provided by a syndicate of lenders pursuant to a credit agreement that may be renewed annually; each Vanguard fund is individually liable for its borrowings, if any, under the credit facility. The amount and terms of the committed credit facility are subject to approval by the Fund's board of trustees and renegotiation with the lender syndicate on an annual basis.

**Municipal Bond.** A bond issued by a state or local government or by other governmental authorities. Interest income from municipal bonds, and therefore dividend income from municipal bond funds, is generally free from federal income taxes and generally exempt from taxes in the state in which the bonds were issued.

**Mutual Fund.** An investment company that pools the money of many people and invests it in a variety of securities in an effort to achieve a specific objective over time.

**New York Stock Exchange (NYSE).** A stock exchange based in New York City that is open for regular trading on business days, Monday through Friday, from 9:30 a.m. to 4 p.m., Eastern time.

**Par.** The amount to be paid at a bond's maturity; also known as the face value.

**Principal.** The face value of a debt instrument or the amount of money put into an investment.

**Return of Capital.** A return of capital occurs when a fund's distributions exceed its earnings in a fiscal year. A return of capital is a return of all or part of your original investment or amounts paid in excess of your original investment in a fund. In general, a return of capital reduces your cost basis in a fund's shares and is not taxable to you until your cost basis has been reduced to zero.

**S&P 0-7 Year National AMT-Free Municipal Bond Index.** An index that measures the performance of the investment-grade, fixed-rate U.S. municipal bond market with maturities between one month and seven years.

**Securities.** Stocks, bonds, money market instruments, and other investments.

**Total Return.** A percentage change, over a specified time period, in a fund's net asset value, assuming the reinvestment of all distributions of dividends and capital gains.

**Volatility.** The fluctuations in value of a mutual fund or other security. The greater a fund's volatility, the wider the fluctuations in its returns.

**Yield.** Income (interest or dividends) earned by an investment, expressed as a percentage of the investment's price.

This page intentionally left blank.



This page intentionally left blank.

This page intentionally left blank.



Connect with Vanguard® > [vanguard.com](https://vanguard.com)

### **For More Information**

If you would like more information about Vanguard Short-Term Tax-Exempt Bond ETF, the following documents are available free upon request:

#### **Annual/Semiannual Reports to Shareholders**

Additional information about the Fund's investments will be available in the Fund's annual and semiannual reports to shareholders. In the annual report, you will find a discussion of the market conditions and investment strategies that significantly affected the Fund's performance during its last fiscal year.

#### **Statement of Additional Information (SAI)**

The SAI provides more detailed information about the Fund's ETF Shares and is incorporated by reference into (and thus legally a part of) this prospectus.

To receive a free copy of the latest annual or semiannual report (once available) or the SAI, or to request additional information about Vanguard ETF Shares, please visit [vanguard.com](https://vanguard.com) or contact us as follows:

Telephone: 866-499-8473; Text telephone for people with hearing impairment: 800-749-7273

### **Information Provided by the SEC**

Reports and other information about the Fund are available in the EDGAR database on the SEC's website at [sec.gov](https://sec.gov), or you can receive copies of this information, for a fee, by electronic request at the following email address: [publicinfo@sec.gov](mailto:publicinfo@sec.gov).

Fund's Investment Company Act file number: 811-00121